

PEMKO HIDE SLIDE™ - HIDESLIDE/48

Experience a safer
and more open world

Step 1 – Determine the Mounting Style and Number of Doors

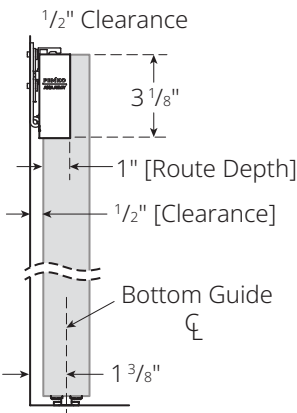
Hide Slide is intended for side wall-mounted applications only.
Hide Slide can be used for single and bi-parting doors.

Step 2 – Determine the Size of the Door

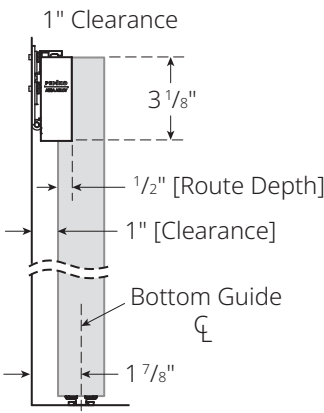
Door Weight: The Hide Slide system is compatible with doors between 100 lbs. and 176 lbs.

Door Thickness:

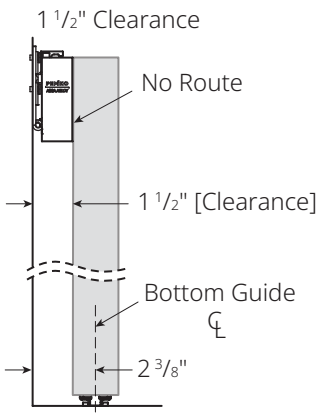
- The Hide Slide system is compatible with 1 3/8", 1 3/4", and 2" thick doors.
 - The system has three different hardware mounting options which affect the clearance between the door and the wall. Refer to the image below for dimensions for a 1 3/4" door.
- Note: Mounting style 1 is not compatible with 1 3/8" doors.



Mounting Style 1



Mounting Style 2



Mounting Style 3

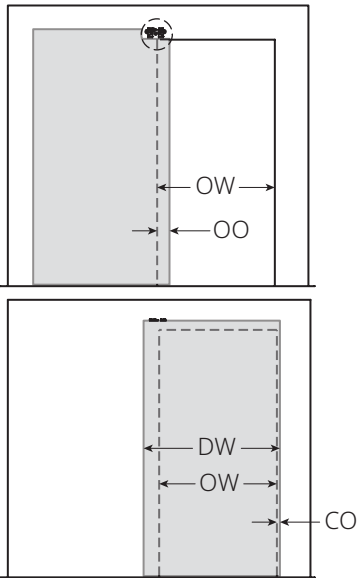
Door Height: The door height must be a minimum of 3" taller than the opening height to fully conceal the hardware.

Door Width:

- The door width is determined by the opened and closed overlaps of the door in the opening. A minimum of 1" closed overlap is recommended.
- To determine the width of the door, refer to the table below and images on the following pages.

Opened Overlap (OO)	Door Width (DW)
0"	OW + 9" + CO
1"	OW + 8" + CO
2"	OW + 7" + CO
3"	OW + 6" + CO
4"	OW + 5" + CO
5"	OW + 4" + CO
6"	OW + 3" + CO
7"	OW + 2" + CO
8"	OW + 1" + CO

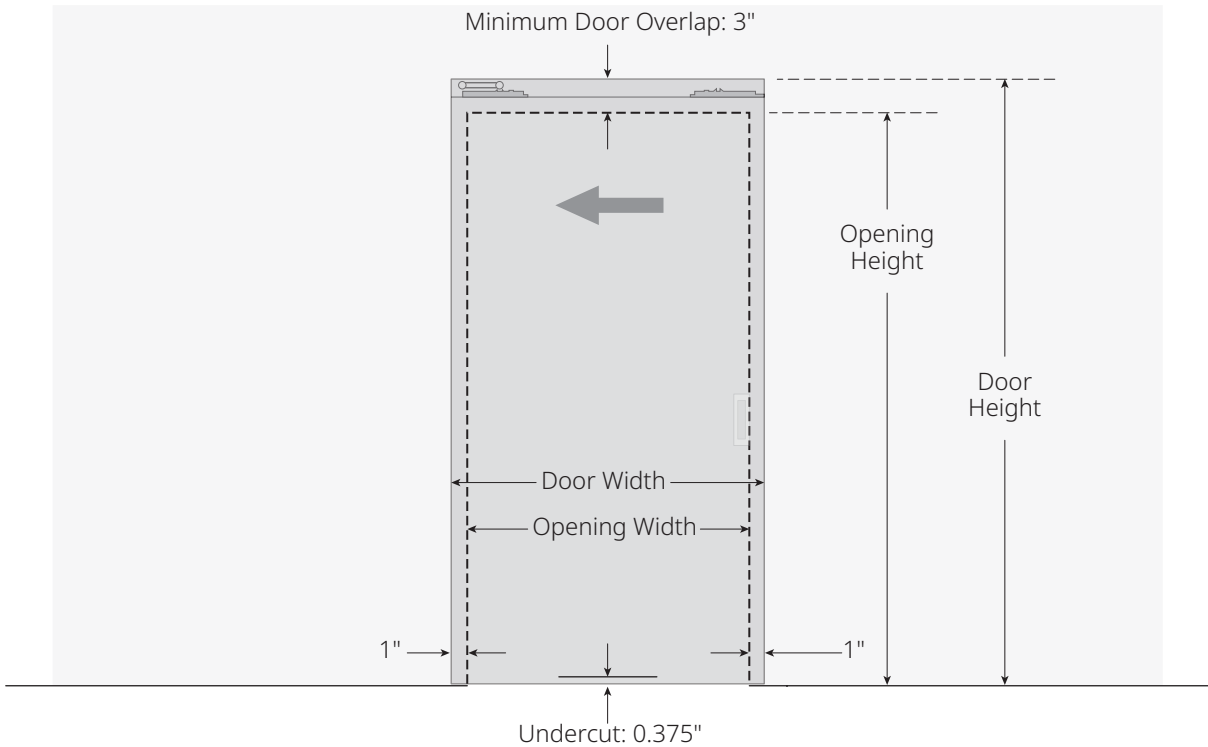
OW – Opening Width, CO – Closed Overlap



DOOR AND OPENING WIDTH REQUIREMENTS

Left Hand Configuration Shown

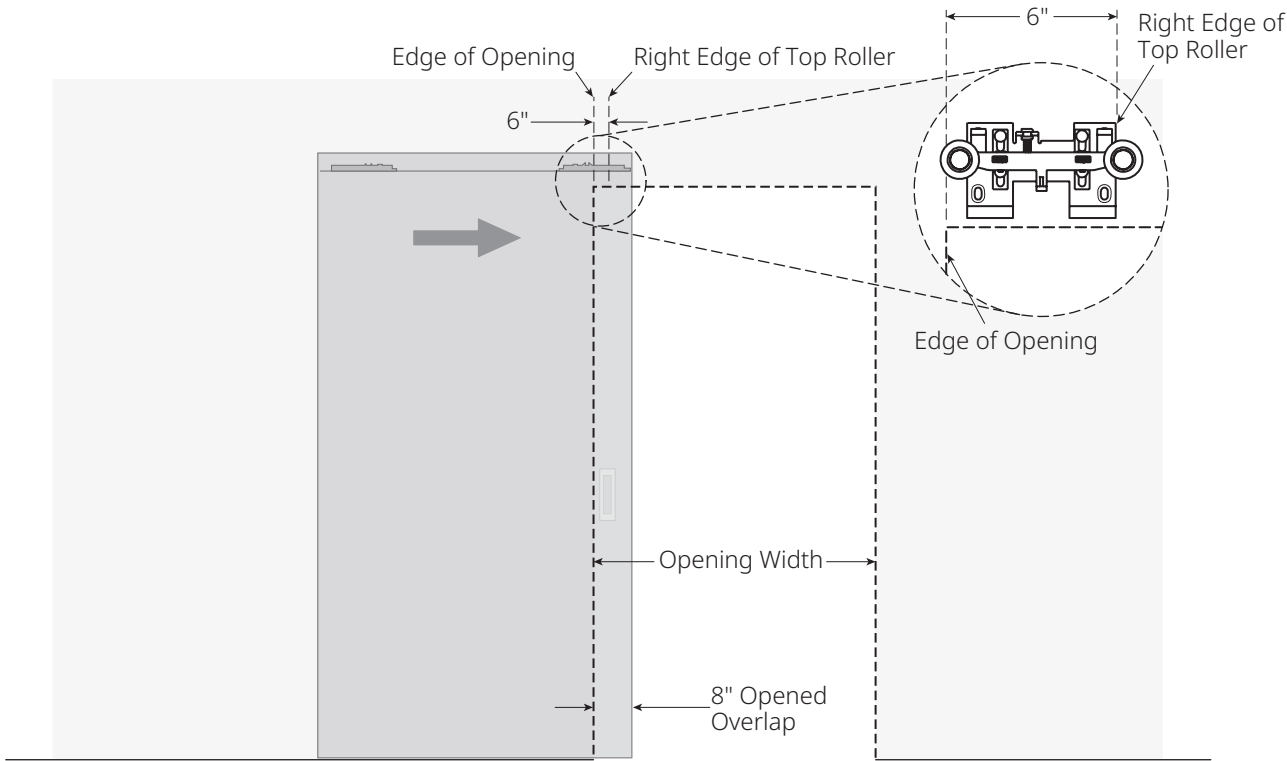
Scenario #1: 8" Opened Overlap



Minimum Recommended Closed Overlap: 1"

Door Width = Opening Width + 1" + 1"

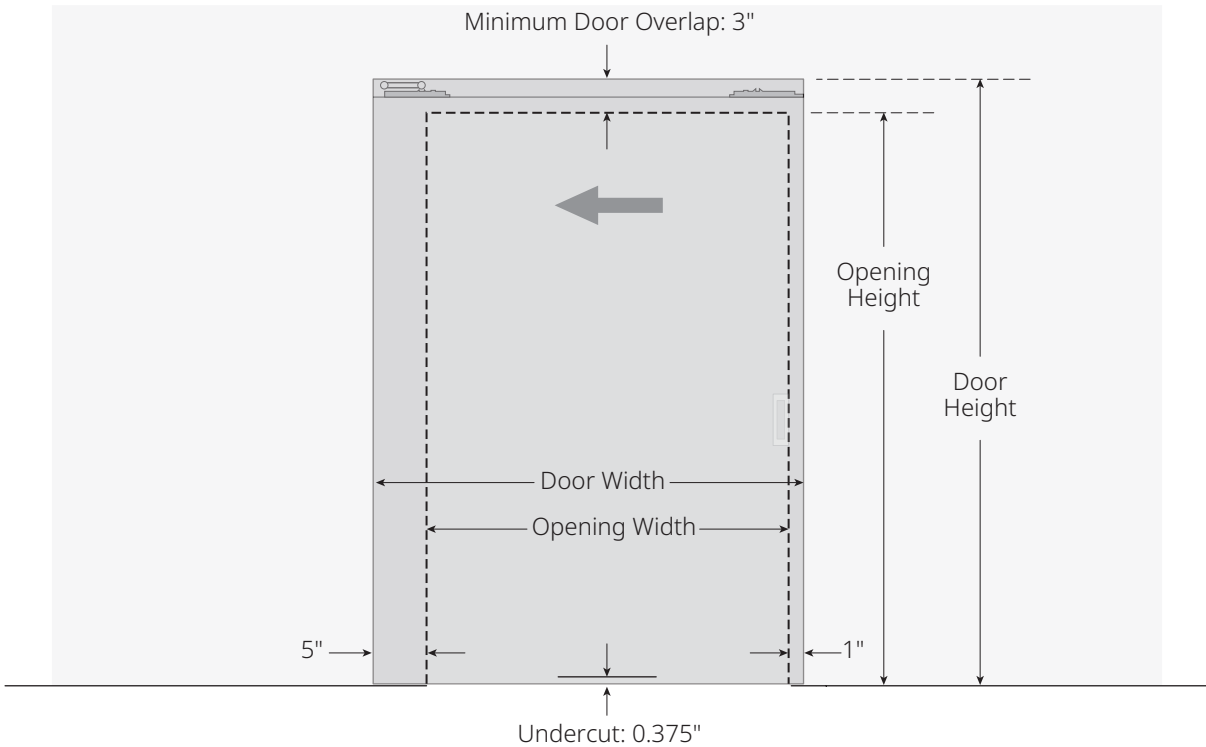
Door Height > Opening Height + 3"



DOOR AND OPENING WIDTH REQUIREMENTS (continued)

Left Hand Configuration Shown

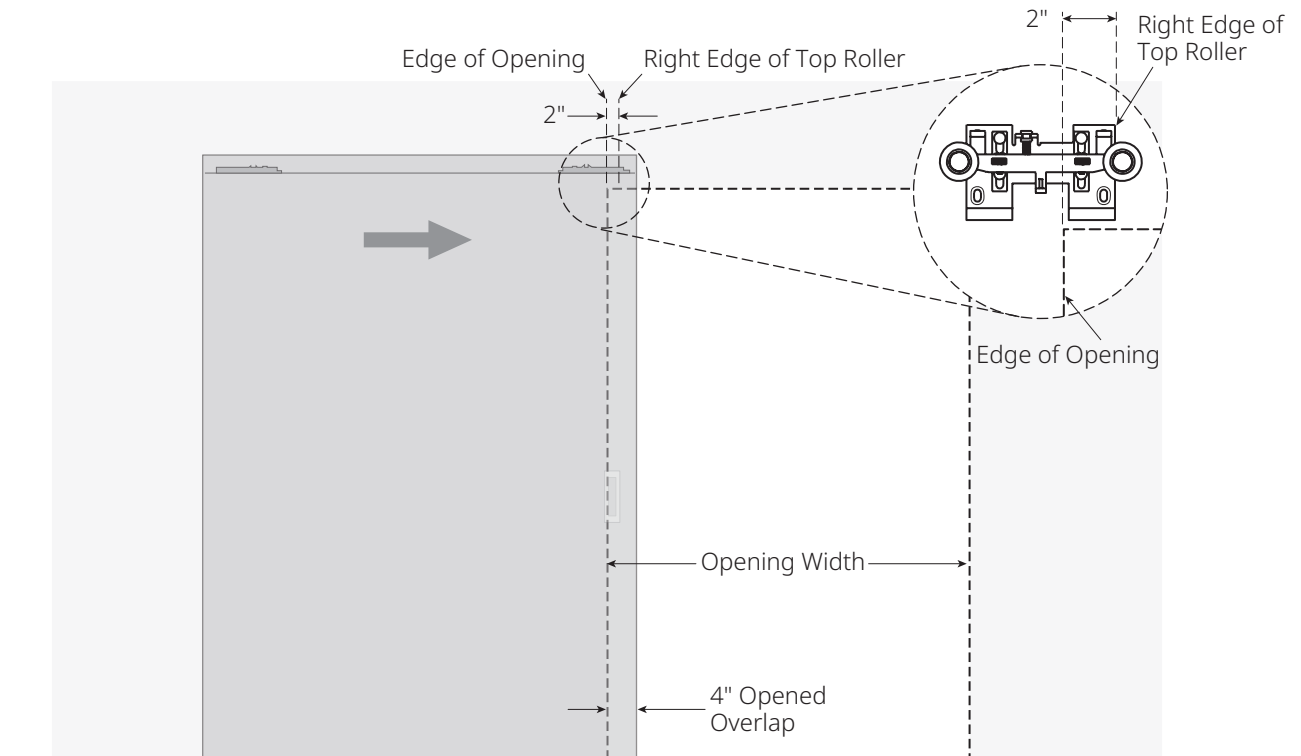
Scenario #2: 4" Opened Overlap



Minimum Recommended Closed Overlap: 1"

Door Width = Opening Width + 5" + 1"

Door Height > Opening Height + 3"



The ASSA ABLOY Group is the global leader in access solutions. Every day, we help billions of people experience a more open world.



TRADEMARK
HARDWARE
WWW.TMHARDWARE.COM

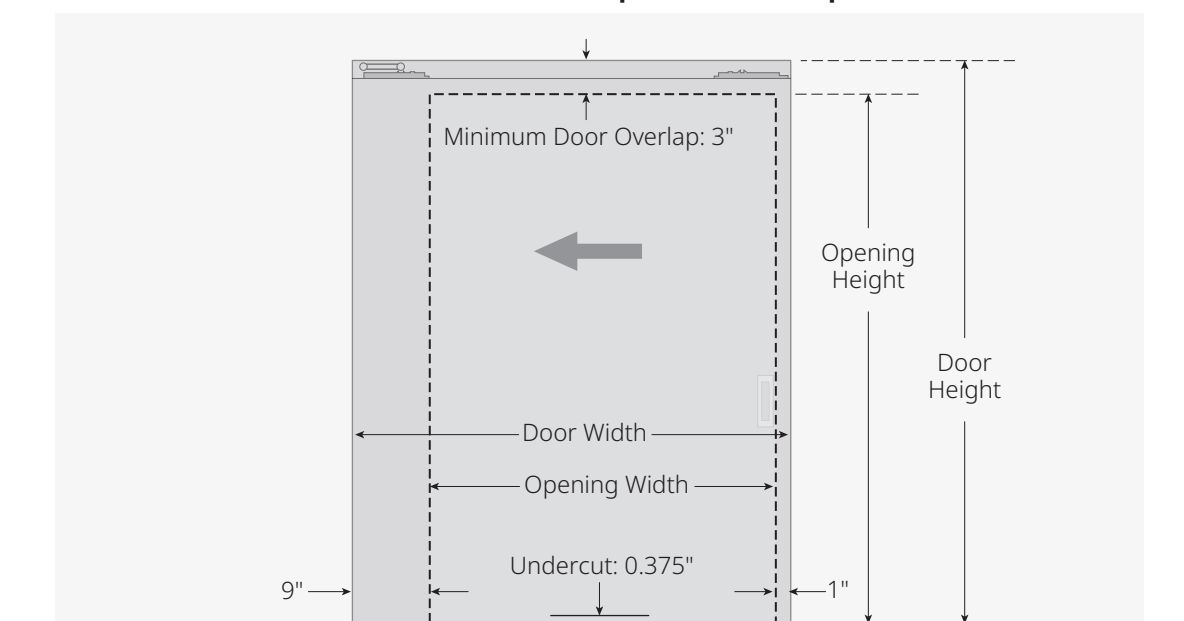
PENKO
ASSA ABLOY

ASSA ABLOY Opening Solutions leads the development within door openings and products for access solutions in homes, businesses and institutions. Our offering includes doors, frames, door and window hardware, mechanical and smart locks, access control and service.

DOOR AND OPENING WIDTH REQUIREMENTS (continued)

Left Hand Configuration Shown

Scenario #3: No Opened Overlap



Minimum Recommended Closed Overlap: 1"; Door Width = Opening Width + 9" + 1"; Door Height > Opening Height + 3"

