

System SKU: SY328



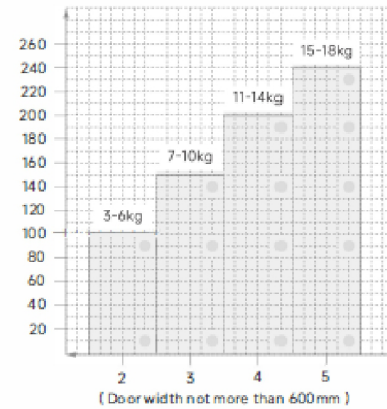
CLIP-ON SOFT-CLOSE 3D HINGES

PRODUCT SPECIFICATION:

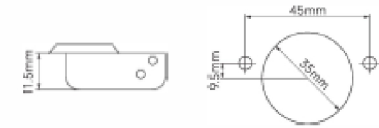
- Opening angle: 105
- Closing type: Soft close
- Application: Face Frame
- Diameter of hinge cup: 35mm
- Height of hinge cup: 11.5mm
- Boring distance range: 3-7mm
- Distance of cup holes centers: 45mm
- Door thickness: 14-21mm
- Finishing: Nickel plated
- Main material: Cold-rolled steel
- Material thickness: 0.8-1.2-1.2mm

**KCMA-BIFMA-BHMA
CERTIFIED GRADE - 1**

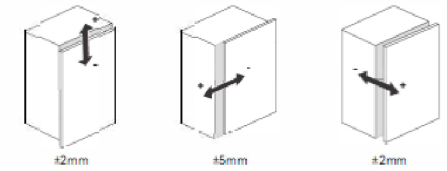
Hinges per door



Dimension of hinge cup



Door adjustment



Mounting-plate



Full Overlay

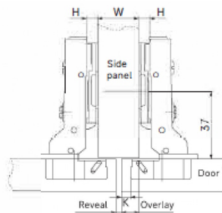


H = 14 + K = Overlay

K	3	4	5	6	7
0	17	18	19	20	21
2	15	16	17	18	19
4	13	14	15	16	17

Abbreviations
K = Boring Distance W = Sidepanel Width
H = Plate Height T = Door Thickness

Half Overlay

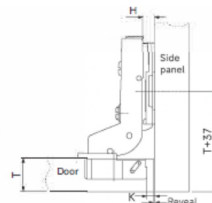


H = 14 + K = Overlay

K	3	4	5	6	7
0	7	8	9	10	11
2	5	6	7	8	9
4	3	4	5	6	7

Abbreviations
K = Boring Distance W = Sidepanel Width
H = Plate Height T = Door Thickness

Inset



H = 14 + K = Overlay

K	3	4	5	6	7
0	1	0	-1	-2	-3
2	3	2	1	0	-1
4	5	4	3	2	1

Abbreviations
K = Boring Distance W = Sidepanel Width
H = Plate Height T = Door Thickness

PRODUCT NAME	SKU
Clip-On Hinge, Regular, Full Overlay, Screw On	328-1AF
Clip-On Hinge, Regular, Full Overlay, with Dowel	328-1BF
Clip-On Hinge Soft Close, Full Overlay, Screw On	328-2AF
Clip-On Hinge Soft Close, Full Overlay, with Dowel	328-2BF
0 mm Mounting Plate for clip-on Hinge	328-00P
3 mm Mounting Plate for clip-on Hinge	328-03P
6 mm Mounting Plate for clip-on Hinge	328-06P