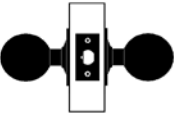
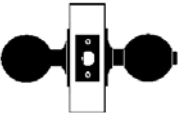
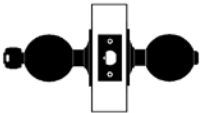

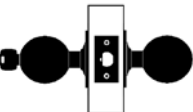
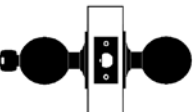




Functions

Knob functions

Catalog number		Description	Description	ANSI no.
W101		Passage/closet set	Latch bolt by knob at all times.	F75
W301		Privacy lock	Latch bolt by knobs. Outside knob is locked by push button on inside knob. Rotating inside knob or closing door releases push button and frees outside knob. Inside knob is always free. Emergency release in outside knob unlocks door.	F76
W501		Entry lock	Push button locking. Button on inside locks outside knob until unlocked by key or by rotating inside knob.	F82
W511		Entry/office lock	Deadlocking latch bolt by knobs. Turn/push button locking. Pushing and turning button locks outside knob, requiring use of a key for unlocking the door until the button is manually unlocked. Pushing button locks outside knob until unlocked by key or by rotating inside knob. Inside knob is always free.	F109
W561		Classroom lock	Deadlocking latch bolt by knobs. Outside knob is locked by key in outside knob. Inside knob is always free.	F84
W571		Corridor lock	Deadlocking latch bolt. Push button locking. Button on the inside locks outside lever until unlocked by key or by rotating inside lever. Closing the door releases button. Inside lever always free. ¹	
W581		Storeroom lock	Deadlocking latch bolt by knobs. Outside knob is always locked. Inside knob is always free.	F86
W711		Apartment entrance lock	Deadlocking latch bolt by knobs. Turn/push button locking. Pushing and turning button locks outside knob, requiring use of a key for unlocking the door until the button is manually unlocked. Pushing button locks outside knob until unlocked by key, by rotating inside knob, or by closing the door. Inside knob is always free.	
W12		Single dummy	Single trim, surface-mounted rigid knob.	

¹ This lock will unlock when the door is closed. If you want your door to remain locked when it closes, please purchase the 501 function.