



TRADEMARK
HARDWARE
WWW.TMHARDWARE.COM

Dual Force® 2190/2290 Series
Interconnected Deadbolt/Deadlatch
Function Chart



Safety on
the **Inside.**
Free Egress



Secured from
the **Outside.**
Controlled Access

 **Adams
Rite**
ASSA ABLOY

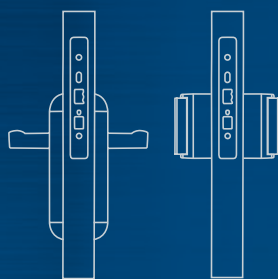
ASSA ABLOY, the global leader
in door opening solutions

The 2190/2290 Series Interconnected Deadbolt/Deadlatch provides access control and security for narrow stile aluminum (2190), hollow metal and wood (2290) doors. Deadlatch and deadbolt capabilities are combined for panic-proof exiting.

The 2190/2290 combines the access control capabilities of a latch with the security of a deadbolt. With the deadbolt projected, a simple turn of the inside lever retracts both the latch and deadbolt simultaneously, providing code-compliant single-motion, panic-proof exiting. The Dual Force is available with electrified trim for easy integration into an existing access control system. Standard trim set, electrified trim set, low profile trim set designed for out-swinging doors only.



Passage or Closet



Functions

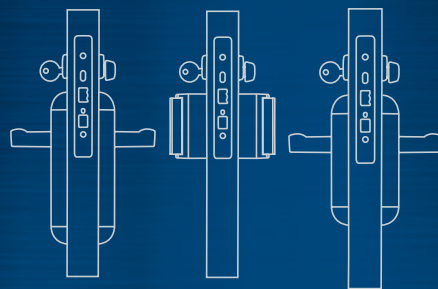
- Latchbolt operated by lever from either side at all times
- NOTE: Do not prepare door for cylinders

Ordering

- 2190/2290 small format trim set (alt. 4591 push/pull paddle set)
- 4066 Mortise Thumbturn
- Mortise Cylinder

ANSI*/BHMA: F01

Dormitory or Exit



Functions

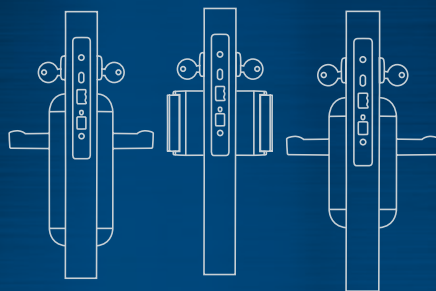
- Latchbolt operated by lever or paddle from either side
- Deadbolt projected by key from outside and thumbturn from inside
- Operating inside lever/paddle retracts both bolts

Ordering

- 2190/2290 with clutched or small format trim set (alt. 4591 push/pull paddle set)
- 4066 Mortise Thumbturn
- 1 each Mortise Cylinder

ANSI*/BHMA: F13

Store Door



Functions

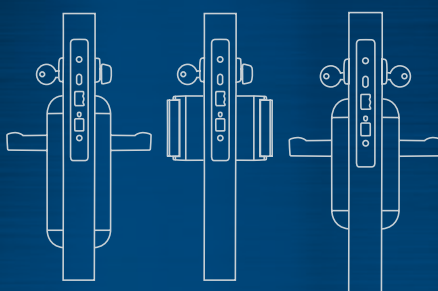
- Latchbolt operated by lever from either side
- Deadbolt operated by key from either side
- NOTE: Field configurable – must remove interconnect cam (consult with local AHJ for specific restrictions pertaining to this function).

Ordering

- 2190/2290 with clutched or small format trim set (alt. 4591 push/pull paddle set)
- 2 each Mortise Cylinders

ANSI*/BHMA: F14

Storeroom Door



Functions

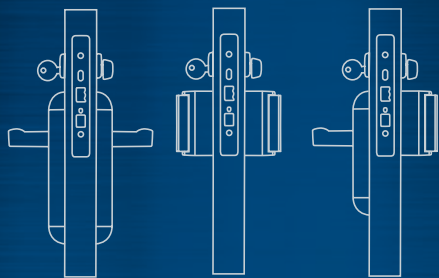
- Latchbolt operated by lever from either side
- Deadbolt operated by key from outside and thumbturn from inside
- NOTE: Field configurable – must remove interconnect cam (consult with local AHJ for specific restrictions pertaining to this function).

Ordering

- 2190/2290 with clutched or small format trim set (alt. 4591 push/pull paddle set)
- 4066 Mortise Thumbturn
- Mortise Cylinders

ANSI*/BHMA: F21

Entry Lock



Functions

- Latchbolt operated by lever or paddle from either side
- Rotating inside thumbturn or key from outside extends deadbolt to locked position
- Both deadbolt and latchbolt are retracted by operating inside lever or paddle

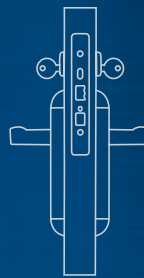
Ordering

- 2190/2290 with clutched or small format trim set (alt. 4591 push/pull paddle set)
- 4066 Mortise Thumbturn
- Mortise Cylinders

ANSI*/BHMA: N/A

Electrified Trim

– with Mechanical Access Control Lockout



Functions

- Outside lever unlocked by 12/24 VDC
- Latchbolt (only) retracted by outside lever when energized
- Inside lever always free for immediate egress
- Deadbolt operated by key to provide lockout function for access control

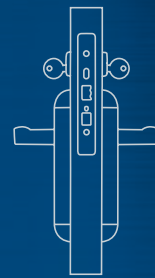
Ordering

- 2190/2290 with electrified clutched trim set
- 2 each Mortise Cylinders

ANSI*/BHMA: N/A

Electrified Trim

– No Access Control Lockout



Functions

- Outside lever unlocked by 12/24 VDC
- Latchbolt and deadbolt retracted by outside lever when energized
- Inside lever always free for immediate egress
- Deadbolt throws and retracts by key
- Function for access control

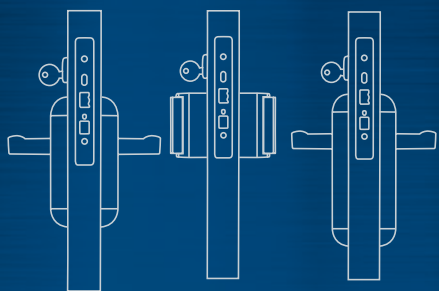
NOTE: Field configurable – must install double interconnect cam (supplied) at installation

Ordering

- 2190 with electrified clutched trim set
- 2 each Mortise Cylinders

ANSI*/BHMA: N/A

Closet/Storeroom Lock with Deadbolt



Functions

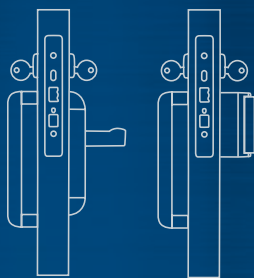
- Latchbolt retracted by lever/paddle from either side
- Deadbolt operated by outside key or inside lever

Ordering

- 2190/2290 with clutched or small format trim set (alt. 4591 push/pull paddle set)
- Mortise Cylinders

ANSI*/BHMA: N/A

Latch Holdback



Functions

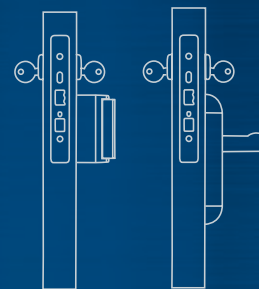
- Latchbolt operated by inside lever or paddle
- Deadbolt/latchbolt operated by key from either side
- Retract latch via key and operate slide button to engage holdback mechanism
- Fixed pull on exterior
- Inside lever/paddle always free for immediate egress

Ordering

- 2190/2290 small format trim (4600) from inside only (alt. 4591 push paddle)
- Mortise Cylinders
- Fixed pull – supplied by door manufacturer

ANSI*/BHMA: N/A

Exit Lock (Alternative)



Functions

- Latchbolt operated by inside lever or paddle
- Deadbolt/latchbolt operated by key from either side
- Inside lever/paddle is always free for immediate egress

Ordering

- 2190/2290 small format (4600) from inside only (alt. 4591 push/pull paddle)
- Mortise Cylinders

ANSI*/BHMA: N/A



**TRADEMARK
HARDWARE**
WWW.TMHARDWARE.COM








* Closest ANSI/BHMA mortise lock function







**TRADEMARK
HARDWARE**
WWW.TMHARDWARE.COM

Options & Accessories

The 2190/2290 Series offers a combination of finish and handle options that will satisfy any design or function requirement. Designer handles are available in 11 different styles to blend with existing architecture or create a new design statement.

OPTION	DESCRIPTION
	Standard Series 01 Standard lever, curved
	Standard Series 02 Standard lever, round
	Standard Series 03 Standard lever, square
	Aventura Series ME Studio Collection designer lever
	Aventura Series MG Studio Collection designer lever
	Aventura Series MI Studio Collection designer lever
	Aventura Series MW Studio Collection designer lever

OPTION	DESCRIPTION
	Centro Series MD Studio Collection designer lever
	Centro Series MJ Studio Collection designer lever
	Odeon Series MN Studio Collection designer lever
	Odeon Series MV Studio Collection designer lever



ASSA ABLOY is the global leader in door opening solutions, dedicated to satisfying end-user needs for security, safety and convenience

800.872.3267 | f: 800.232.7329 | adamsrite.com

10027 S. 51st St., Suite 102, Phoenix, AZ 85044



Patent pending and/or patent www.assaabloydss.com/patents.

Copyright © 2019, Hanchett Entry Systems, Inc., an ASSA ABLOY Group company. All rights reserved. Reproduction in whole or in part without the express written permission of Hanchett Entry Systems, Inc. is prohibited. # AR-046-0319