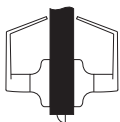
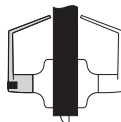
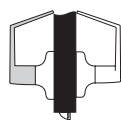
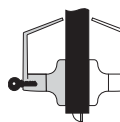
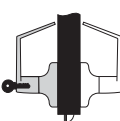
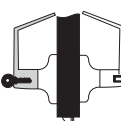
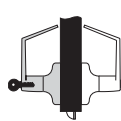
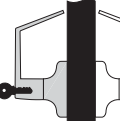
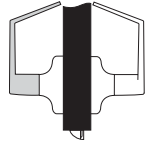
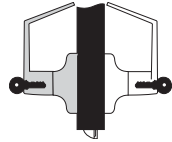
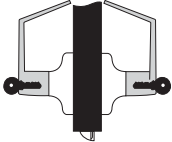
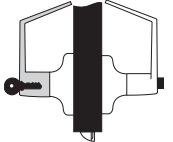
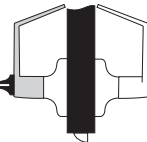
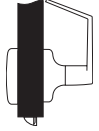
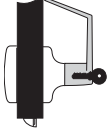
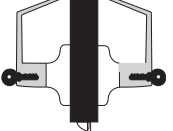


Functions

<p>4701LN (F75)</p> <p>Passage or Closet Latch</p> <ul style="list-style-type: none"> For doors that do not require locking. Either lever operates latchbolt at all times.  <p>Outside Inside</p>	<p>4702LN (F76A)</p> <p>Privacy, Bedroom or Bath Lock</p> <ul style="list-style-type: none"> For lavatory or other privacy doors. Either lever operates latchbolt unless outside lever is locked by pushbutton inside.* Button automatically releases when inside lever is turned or door is closed. Emergency key inserted and turned in hole in outside lever will unlock door from outside. (Emergency key furnished with lockset. P/N 14-5302-1053-048) Inside lever always active.  <p>Outside Inside</p>	<p>4703LN (F77A)</p> <p>Patio or Privacy Lock</p> <ul style="list-style-type: none"> For exit doors with limited entry. Deadlocking latchbolt. Either lever operates latchbolt unless outside lever is locked by pushbutton inside.* Button automatically releases when inside lever is turned or door is closed. Inside lever always active.  <p>Outside Inside</p>	<p>4704LN (F82A)</p> <p>Entry Lock</p> <ul style="list-style-type: none"> For entrance or office doors. Deadlocking latchbolt. Either lever operates latchbolt (except when outside lever is locked from inside).* Pushing button in inside lever locks outside lever. (Automatically releases when inside lever is turned or key is rotated in locked outside lever.) Latchbolt is operated by key in outside lever or by rotating inside lever. Inside lever always active.  <p>Outside Inside</p>
<p>4705LN (F86)</p> <p>Storeroom or Closet Lock</p> <ul style="list-style-type: none"> For use on storeroom, utility, exit doors. Deadlocking latchbolt. Latchbolt operated by lever inside, key in outside lever. Outside lever always locked.* Inside lever always active.  <p>Outside Inside</p>	<p>4706LN (F92)</p> <p>Service Station Lock</p> <ul style="list-style-type: none"> Deadlocking latchbolt. Either lever operates latchbolt. Pushbutton in inside lever locks outside lever. (Automatically releases when inside lever is turned, door is closed or key is rotated in outside lever, except when slotted pushbutton is rotated 90° clockwise to retain outside lever in locked position.)* Latchbolt operated by key in outside lever, inside lever always active.  <p>Outside Inside</p>	<p>4707LN (F109)</p> <p>Entry Lock</p> <ul style="list-style-type: none"> For entrance, general home or office doors. Deadlocking latchbolt. Either lever operates latchbolt (except when outside lever is locked from inside).* Pushing turn button in inside lever locks outside lever. (Automatically releases when inside lever is turned or key is rotated in locked outside lever.) Outside lever may be retained in locked position by pushing and rotating turn button 90° clockwise to a horizontal position; not released until turn button is manually returned to the vertical position. Latchbolt is operated by key in outside lever or by rotating inside lever. Inside lever always active.  <p>Outside Inside</p>	<p>4708LN (F84)</p> <p>Classroom Lock</p> <ul style="list-style-type: none"> For classroom or utility room doors. Deadlocking latchbolt. Either lever operates latchbolt (except when outside lever is locked by key).* Inside lever always active. Key releases outside lever.  <p>Outside Inside</p>

* Lever handles are Free-Wheeling in locked position. Shaded area denotes FreeWheeling lever.

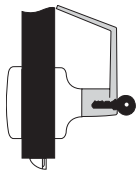

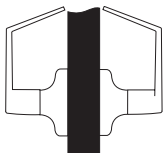
Functions

<p>4709LN (F89)</p> <p>Exit Latch</p> <ul style="list-style-type: none"> For exit doors with no-entry desired. Deadlocking latchbolt. Outside lever always locked.* Inside lever always active.  <p>Outside Inside</p>	<p>4718LN (F110)</p> <p>Intruder Classroom Lock</p> <ul style="list-style-type: none"> For classroom doors. Deadlocking latchbolt. Either lever operates latchbolt (except when outside lever is locked by key from either side). Outside lever remains locked upon egress Inside lever always active. <p>(NOTE: Not available with I.C. core cylinders.)</p>  <p>Outside Inside</p>	<p>4721LN (F80)</p> <p>Communicating Lock</p> <ul style="list-style-type: none"> For communicating or store entrance doors. Deadlocking latchbolt. Either lever operates latchbolt (except when key in either lever locks or unlocks the lever independently of the other).* Should be used only in offices or rooms with multiple entries. <p>(NOTE: Not available with I.C. core cylinders.)</p>  <p>Outside Inside</p>	<p>4722LN (F90)</p> <p>Corridor Lock</p> <ul style="list-style-type: none"> Deadlocking latchbolt. Either lever operates latchbolt (except when outside lever is locked by inside push-button or key in outside lever). Inside lever always active. When locked by button, the button automatically releases when inside lever is turned or door is closed. When locked by key, the automatic release is made inoperative and must be manually unlocked by key.  <p>Outside Inside</p>
<p>4725LN</p> <p>Privacy Lock</p> <ul style="list-style-type: none"> For lavatory or other privacy doors. Either lever operates latchbolt (except when outside lever is locked by inside pushbutton).* Button automatically releases by turning inside lever or closing door. Door can be unlocked, when necessary, by operating outside turnbutton. No emergency key required. Optional flush turnbutton available for outside. Specify option "FTB".  <p>Outside Inside</p>	<p>4728LN (F111)</p> <p>Communicating Passage Lock</p> <ul style="list-style-type: none"> For twin communicating or exit doors where one side operation is required. Also when space is limited between door and switch panel. Deadlocking latchbolt. One lever operation. Blank rose. Should be used only where rooms have more than one entrance.  <p>Outside Inside</p>	<p>4729LN (F113)</p> <p>Communicating Classroom Lock</p> <ul style="list-style-type: none"> For twin communicating or closet doors where one side operation is required or space between doors is limited. Deadlocking latchbolt. Inside lever operates latchbolt except when lever is locked by key.* Blank rose. Should be used only where rooms have more than one entrance. <p>(NOTE: Not available with I.C. core cylinders)</p>  <p>Outside Inside</p>	<p>4730LN</p> <p>Utility, Asylum or Institutional Lock</p> <ul style="list-style-type: none"> Deadlocking latchbolt. Latchbolt operated by key in lever from either side. Both levers always locked.* <p>Note: Not available with IC core cylinders.</p>  <p>Outside Inside</p>

* Lever handles are Free-Wheeling in locked position. Shaded area denotes FreeWheeling lever.



Functions

4739LN (F112)	4755LN	4755LN-D
Communicating Storeroom Lock <ul style="list-style-type: none">• For twin communicating or closet doors where one side operation is required or space between doors is limited.• Deadlocking latchbolt.• Latchbolt operated by key only in inside lever.• Inside lever always locked.*• Blank rose.• Should be used only where rooms have more than one entrance. <p>(Note: Not available with I.C. core cylinders)</p>  <p>Outside Inside</p>	Single Dummy Trim <ul style="list-style-type: none">• For non-operational levers used for decorative trim.• Rigid lever.  <p>Outside Inside</p>	Double Dummy Trim <ul style="list-style-type: none">• For non-operational lever used for decorative trim.• Through-bolted.  <p>Outside Inside</p>

* Lever handles are Free-Wheeling in locked position. Shaded area denotes FreeWheeling lever.