

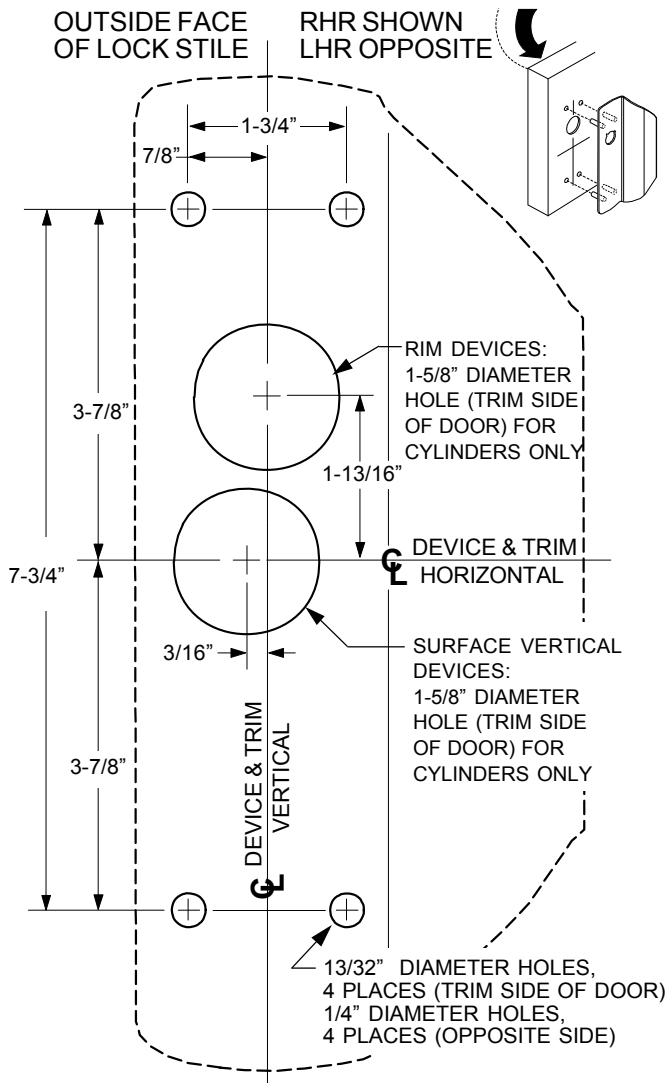
# VR810 VANDAL RESISTANT TRIM

**IVES**

## Installation Instructions

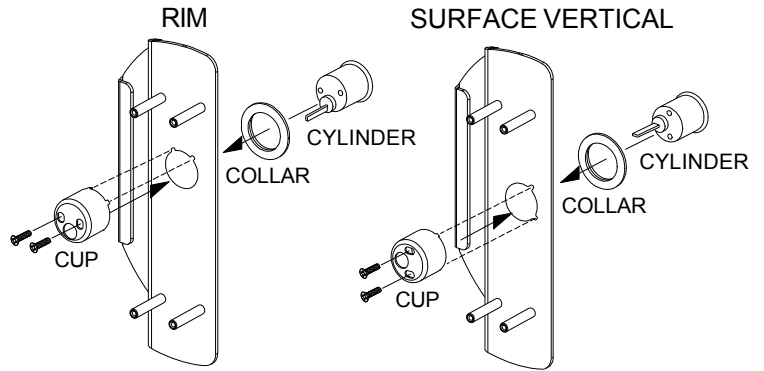
for use with XX and 18 Monarch rim and  
surface vertical exit devices

- 1** PREPARE PUSH SIDE OF DOOR FOR EXIT DEVICE. SEE EXIT DEVICE INSTRUCTIONS FOR PREPARATION.
- 2** PREPARE PULL SIDE OF DOOR FOR TRIM.
  - A** TRANSFER VERTICAL AND HORIZONTAL DEVICE CENTER LINES FROM PUSH SIDE OF DOOR TO PULL SIDE.
  - B** LOCATE AND PREPARE ALL HOLES AS INDICATED BELOW.

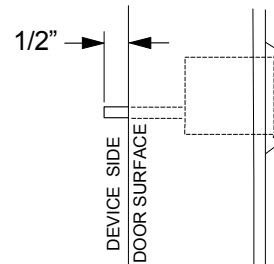


- 3** IF USING A CYLINDER:

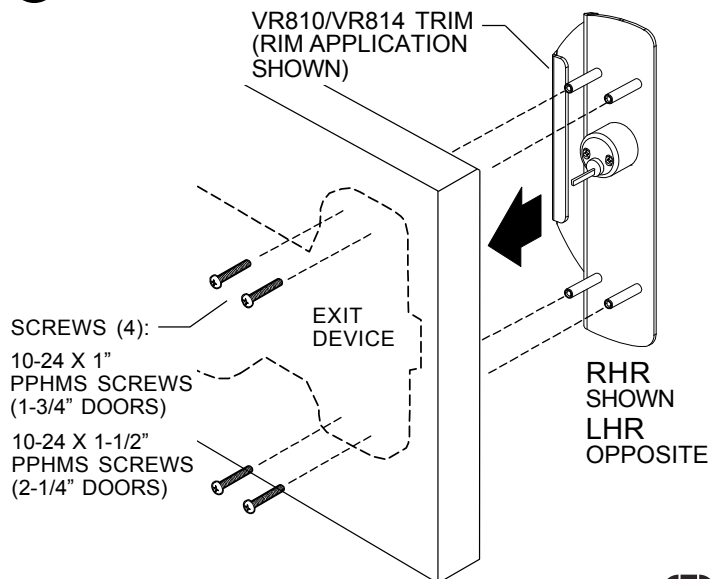
- A** SECURE CYLINDER TO TRIM.



- B** PLACE TRIM ON DOOR AND CUT CYLINDER TAILPIECE SO IT PROJECTS 1/2" OUT OF DOOR.



- 4** INSTALL EXIT DEVICE AND TRIM.



**TRADEMARK  
HARDWARE**

WWW.TMHARDWARE.COM

