

LED Slim Fit Recessed Downlights



Slimmer Fit for More Installation Options

Topaz's Slim Fit Recessed Downlights have low clearance areas covered. These recessed downlights are more versatile than ever with a slimmer 1/2" profile. Our 4" and 6" options make retrofitting existing projects a literal snap with spring-loaded clips. Quick-connects and the remote J-box offer easy installation in new construction and retrofit projects; commercial, residential, and multi-family applications.

FEATURES

- Enhanced low profile design with 1/2" ultra-thin white aluminum die-cast construction and acrylic lens
- Easy to install with spring clips and quick-connectors without the need of housings
- IC Rated, approved for use in insulated ceiling and non-insulated ceiling
- Airtight certified per ASTM-E283
- Remote J-box provides flexibility in mounting
- T24 JA8: Can be used to comply with California Energy Commission's High Efficacy LED light source requirements

SUGGESTED APPLICATIONS

- Retrofit and new construction
- Commercial, residential and multi-family buildings
- Low clearance areas, closets, stairwells, soffits, bathroom, and living areas



LED Slim Fit Recessed Downlights

GENERAL SPECIFICATIONS

Input Voltage, Frequency Hz: 120V, 60Hz
 Power Factor: >0.9
 Lumens Per Watt: Up to 83

Dimmable: to 5% on select dimmers¹
 CRI: 90
 Functional Life (L70): 50,000 hours
 Location Rating: Wet

Ambient Operating Temp: -4°F to 104°F
 IC Rated (Insulation Contact): Yes
 AT Rated (Airtight): Yes

ITEM SPECIFICATIONS / ORDER INFO

Catalog Number	Order Code	UPC	Lumens	Wattage	CCT	Beam Angle	Input Current	ENERGY STAR
RDL/43RND/9/WH-97	70902	751338034884	530	9W	3000K	110°	0.15A	Y
RDL/44RND/9/WH-97	70903	751338034891	540	9W	4000K	110°	0.15A	Y
RDL/63RND/12/WH-97	70905	751338034907	840	12W	3000K	110°	0.15A	Y
RDL/64RND/12/WH-97	70906	751338034914	850	12W	4000K	110°	0.15A	Y
RDL/63RND/12HL/WH-97	70908	751338034921	960	12W	3000K	110°	0.15A	Y
RDL/64RND/12HL/WH-97	70909	751338034938	1,000	12W	4000K	110°	0.15A	Y

NOMENCLATURE

Example: RDL/43RND/9/WH

RDL = Recessed Downlight LED / 43RND = 4" 3000K Round / 9 = 9 Watts / WH = White
 / 44RND = 4" 4000K Round
 / 63RND = 6" 3000K Round / 12 = 12 Watts / HL = High Lumen / WH = White
 / 64RND = 6" 4000K Round

ACCESSORIES (SOLD SEPARATELY)

Catalog Number	Order Code	UPC	Description
RDL4-FRAME KIT	77223	751338023086	Frame-In Kit
RDL6-FRAME KIT	77225	751338023093	Frame-In Kit
RDL-LV CABLE-6FT	77243	751338023376	Extension Cable
RDL-LV CABLE-10FT	77241	751338023352	Extension Cable
RDL-LV CABLE-20FT	77242	751338023369	Extension Cable

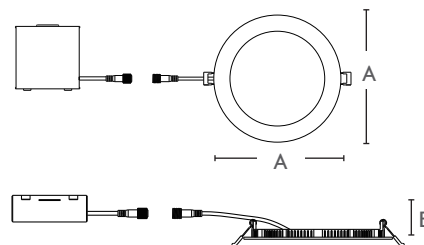
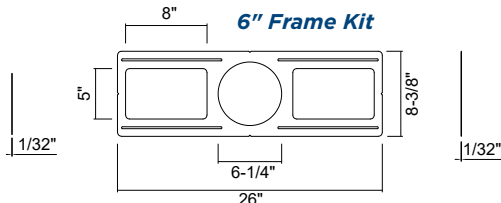
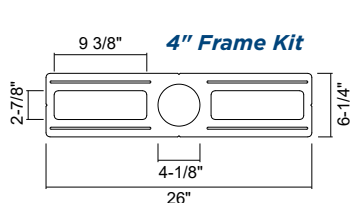
Extension Cables can be connected together up to a maximum of 20 feet between the driver and the downlight.

ENERGY SAVINGS

Catalog Number	LED Wattage	Incandescent Replacement Wattage	Watts Saved	Yearly Savings	5 Year Savings
Based on 12 hours/day and \$0.11/kWh					
RDL/4xRND/9/WH-97	9W	60W	51W	\$24.57	\$122.86
RDL/6xRND/12/WH-97	12W	75W	63W	\$30.35	\$151.77
RDL/6xRND/12HL/WH-97	12W	100W	88W	\$42.40	\$211.99

PRODUCT DIMENSIONS / LINE DRAWING

Catalog Number	Diameter (A)	Depth (B)	Weight
RDL/4xRND/9/WH-97	4.8"	0.7"	0.7 Lbs.
RDL/6xRND/12/WH-97	6.8"	0.8"	1 Lbs.
RDL/6xRND/12HL/WH-97	6.8"	0.8"	1 Lbs.



NOTES:

¹Dimming- This unit is designed to be compatible with most leading-edge type incandescent or LED style dimmers. (Dimming range 100% - 5%).
 Fixture performance may vary depending on dimmer manufacturer and circuit loading. For an up to date dimmer list visit www.topaz-usa.com/led-dimmer-compatibility.

Specifications subject to change without prior notice. Replacement wattage shown depends on application and fixture.

This device complies with Part 15 of the FCC Rules. Operation is subject to the following two conditions: (1) this device may not cause harmful interference, and (2) this device must accept any interference received, including interference that may cause undesired operation.

Rev. 0, 01/22