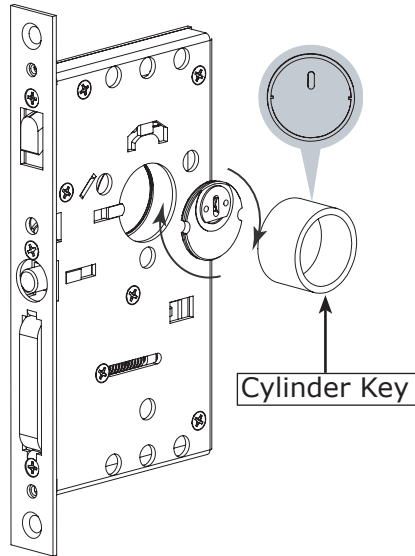


Installation Guide - Sandcast Bronze Rustic Modern Rectangular Pocket Mortise Lock Keyed Function

EMTEK.

1. Thread Drive Bar Cylinder

Use Cylinder Key to thread Drive Bar Cylinder clockwise on interior side of door.




Note: Notches on cylinder must be parallel with the horizontal plane when fully screwed into lock body.

3. Install outside and inside plates

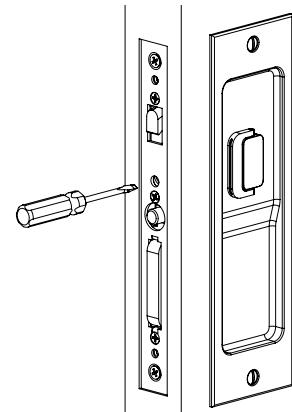
Outside

Inside




4. Tighten Key Cylinder


Tighten locking screw to engage notch on cylinder



2. Install Lock Body




5. Install Trim Plate



6. Install Door Jamb

Drill two 7/64" pilot holes



See template for door jamb prep specifications