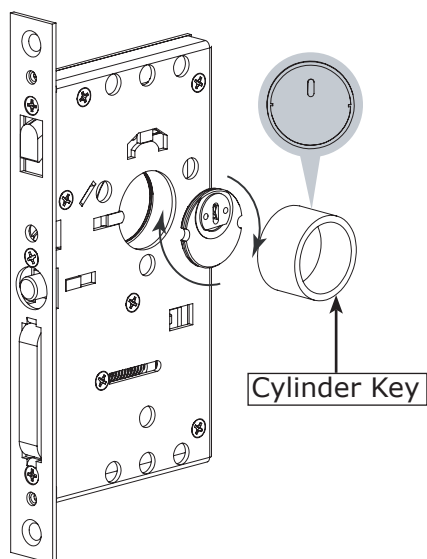


Installation Guide - Privacy Sandcast Bronze Rustic Modern Rectangular

1. Thread Drive Bar Cylinder

Use **Cylinder Key** to thread Drive Bar Cylinder clockwise on **interior side** of door.




Cylinder Key

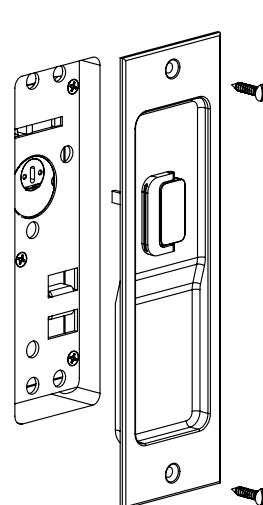
Note: Notches on cylinder must be parallel with the horizontal plane when fully screwed into lock body.

3. Install outside and inside plates

Outside

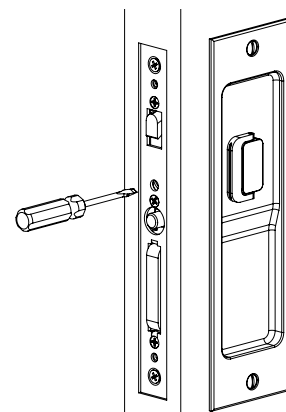


Inside




4. Tighten Key Cylinder


Tighten locking screw to engage notch on cylinder



2. Install Lock Body

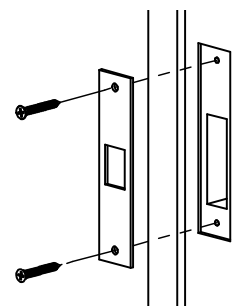


5. Install Trim Plate



6. Install Door Jamb

Drill two 7/64" pilot holes



See template for door jamb prep specifications