

Installation Guide - Door Bumpers

Click here
to purchase:



**TRADEMARK
HARDWARE**
WWW.TMHARDWARE.COM

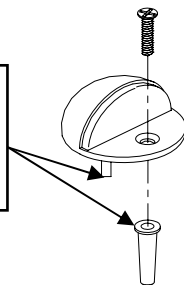
EMTEK

Low Base Style Door Bumper

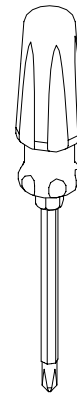


Note: Before drilling,
determine the best location
for bumper that suits your
door stop needs.

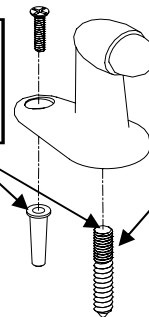
Drill two 1/4" holes
on floor 3/4" apart
for metal stud &
plastic anchor.



Goose Style Door Bumper



Drill two 5/16" holes
on floor 7/16" apart
for stud & plastic anchor.



Install threaded
stud to bumper