

ACOUSTIC

ACOUSTIC KIT

SILENCE HAS MORE SPACE


Door, jambs and gaskets for sound insulation.
ECLISSE ACOUSTIC is an integrated system with high soundproof performances designed specifically to reduce the noise between rooms.
All the advantages of a sliding pocket door system associated with the acoustic comfort.



Open door

1

Closed door




Top Gasket

Inserted into the top of the pre-routed Acoustic door panel, it engages as the door is closed.
The high quality materials allows to preserve over time the original acoustic performance.

Open door

2

Closed door



Automatic Door Bottom

Inserted into the bottom of the pre-routed Acoustic door panel, it is activated down and seals the gap under the door when closed and the reverse when opened.
The high quality materials allows to preserve over time the original acoustic performance.

REFERENCE NORMS

Noise abatement 38 dB (-1; -3)

Test performed on a 36"x80" frame, installed to perfection, equipped with blind shell lock.

European Reference norms

UNI EN ISO 10140 - 2 Laboratory measurement of sound insulation in buildings and building elements - Part 2: Measurement of acoustic insulation by air.
UNI EN ISO 717 - 1 Evaluation of sound insulation in buildings and building elements - Part 1: Sound insulation by air.

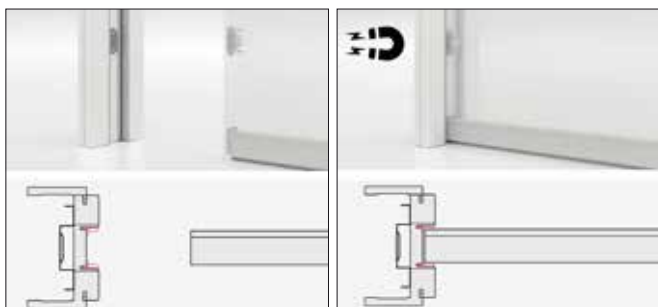
**5 Door panel**

Door panel is produced with specific soundproofing material, the panel is 1-1/2" thick and between 140-180 lbs.. It is primed and pre-routed for all the gaskets and door bottoms supplied in the Acoustic Kit.

6 Jambs and Casing

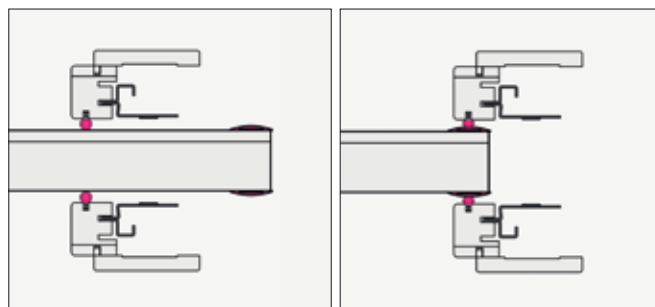
The acoustic jambs are already prepped and ready for the installation of the acoustic gaskets.

Open door — **3** — Closed door

**Magnets**

Magnets are positioned on the door panel thickness and, at the same height, on the stop jamb upon which it closes. They keep the door perfectly closed, maintaining the total adhesion between the two surfaces.

Open door — **4** — Closed door

**Acoustic gaskets and bumps**

Installed on the door and the jambs, they seal the vertical interstices, closing all the gaps between the door and the jambs on the side of the pocket. They are available in black and white color.

AVAILABLE TYPES DIMENSIONS**Compatible sliding pocket door systems**

ECLISSE ACOUSTIC can be installed on ECLISSE SINGLE 2x4 and 2x6 and ECLISSE LUCE 2x6, also if already mounted. Compatible widths goes from 24" to 48" and compatible heights from 80" to 96".