

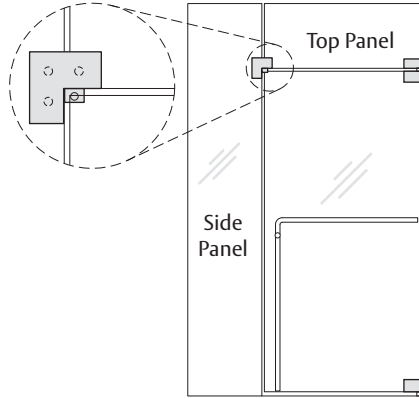
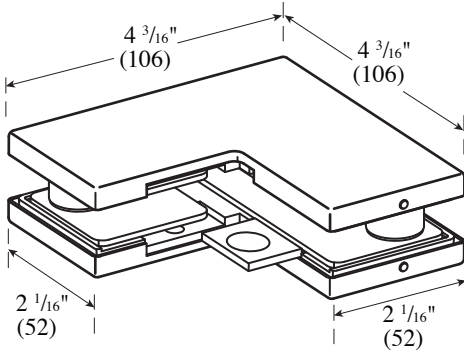
w/Stop



The global leader in
door opening solutions

For installation instructions please visit our website www.assaabloyglass.us

DIMENSIONS IN INCHES (MILLIMETERS)
NOT TO SCALE



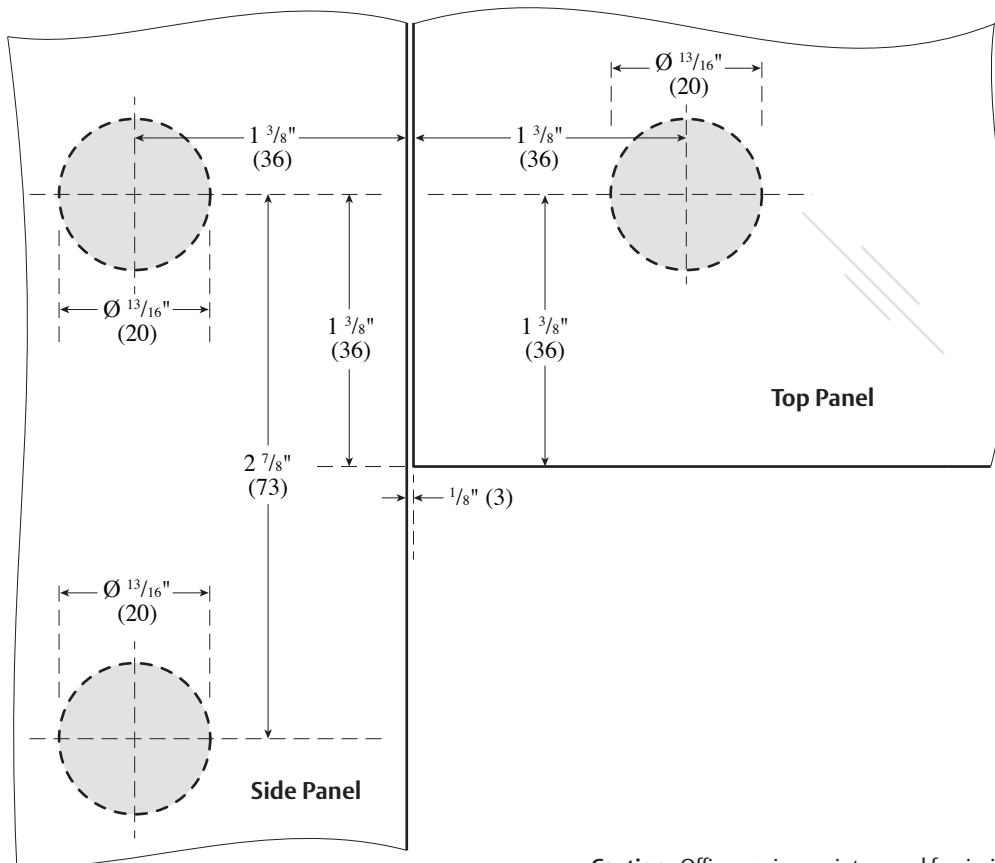
PFT-60

Fabrication Sketch

Effective date:
June 2, 2017

Supersedes: All Previous
ASSA ABLOY Glass Door
Patch Fitting products
conform to ANSI/BHMA
156.7.

USE FABRICATION SKETCH TO DRILL GLASS.
Drill three $\frac{13}{16}$ " (20 mm) diameter holes.



Caution: Office copiers, printers and facsimile machines may change the size of a drawing and make it inaccurate to use as a template.

