

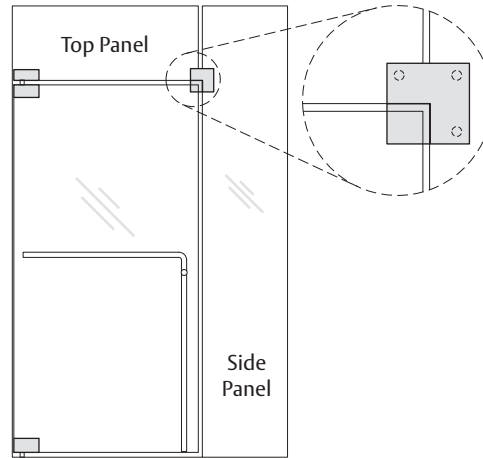
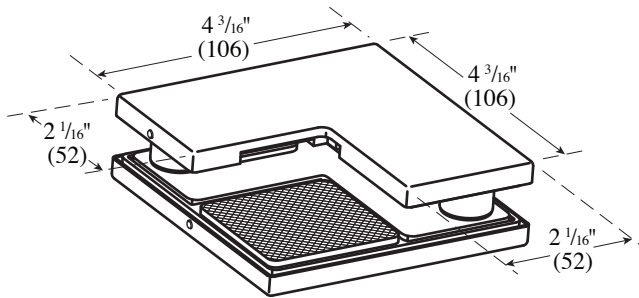
# PFT-62 Sidelite Transom Patch Fitting w/Stop Glass Fabrication Sketch

**ASSA ABLOY**

The global leader in  
door opening solutions

For installation instructions please visit our website [www.assaabloyglass.us](http://www.assaabloyglass.us)

**DIMENSIONS IN INCHES (MILLIMETERS)**  
**NOT TO SCALE**



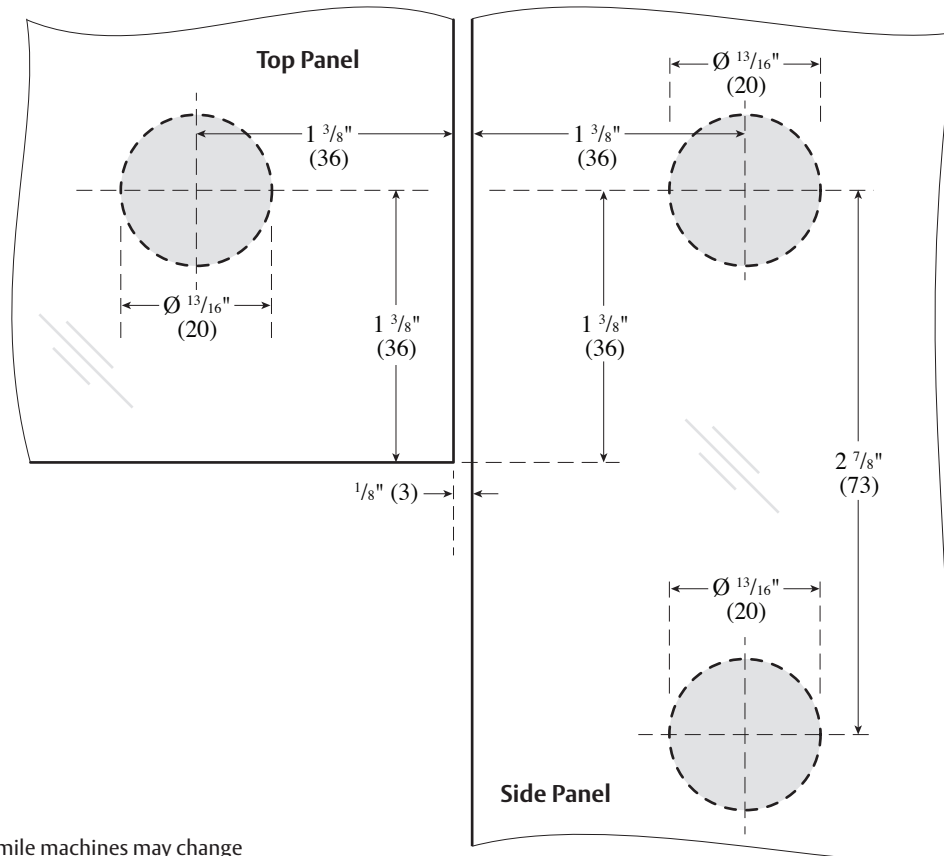
## PFT-62 Fabrication Sketch

**Effective date:**  
June 2, 2017

**Supersedes:** All Previous  
ASSA ABLOY Glass Door  
Patch Fitting products  
conform to ANSI/BHMA  
156.7.

**USE FABRICATION SKETCH  
TO DRILL GLASS.**

Drill three  $\frac{13}{16}$ " (20 mm)  
diameter holes.



**Caution:** Office copiers, printers and facsimile machines may change the size of a drawing and make it inaccurate to use as a template.



[www.tmhardware.com](http://www.tmhardware.com)



845-388-1300



845-388-1388



[sales@tmhardware.com](mailto:sales@tmhardware.com)