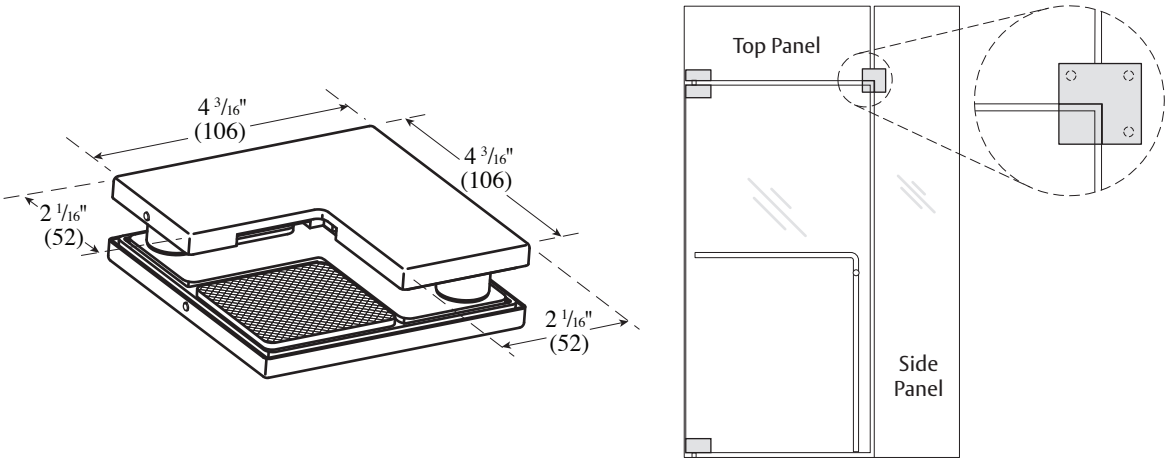


# PFT-62 Sidelite Transom Patch Fitting w/Stop Installation Instructions

For Installation Assistance, Call 855.594.6989 • [www.assaabloyglass.us](http://www.assaabloyglass.us)

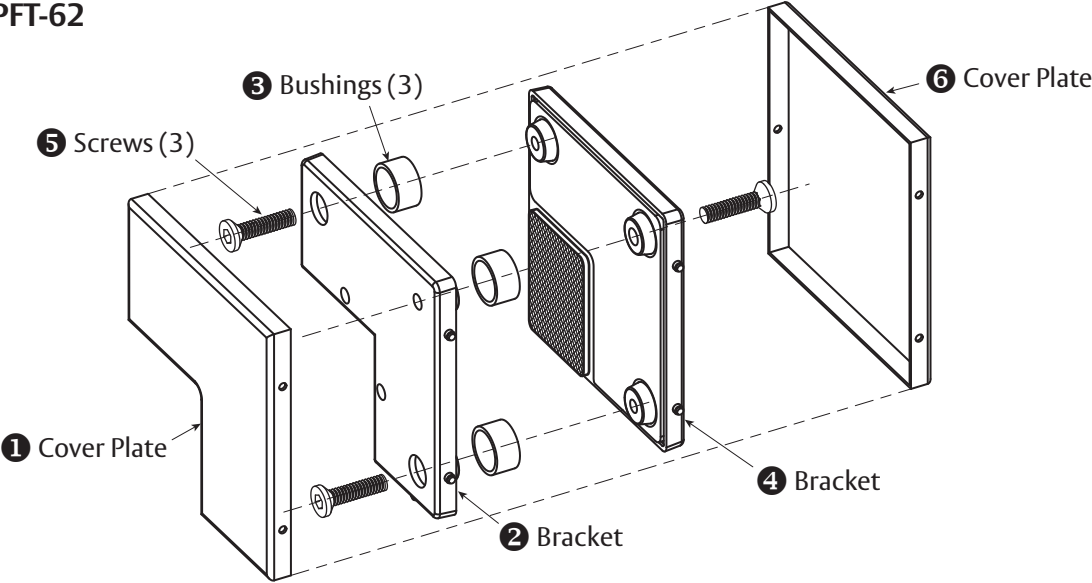
Tools Needed:  
Torque Wrench and Bit  
5mm Hex Wrench



NOT TO SCALE

## Parts Included

### PFT-62



#### PFT-62 Parts List

1	Cover Plate
2	Bracket
3	Bushings (3)
4	Bracket
5	1 1/16" - M6 x 27 Screws (3)
6	Cover Plate

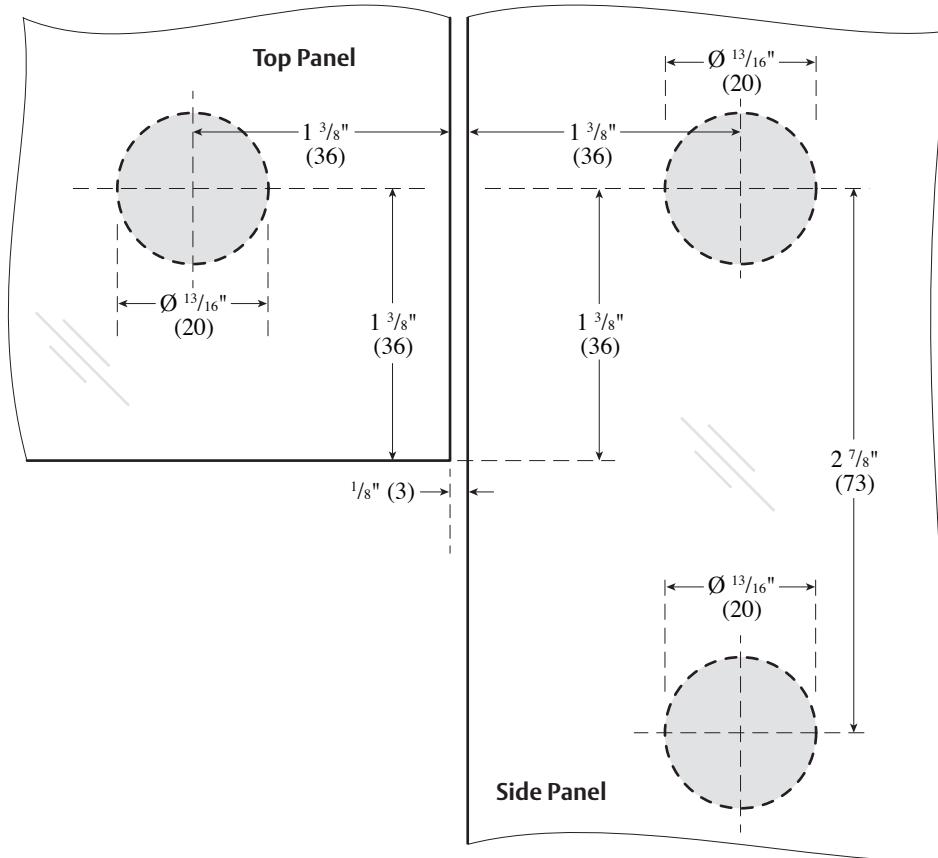
## 1. Prepare the Glass

**USE FABRICATION SKETCH TO DRILL GLASS.**

- Drill three  $\frac{13}{16}$ " (20 mm) diameter holes.

**NOT TO SCALE**

**DIMENSIONS IN INCHES (MILLIMETERS)**



**Caution:** Office copiers, printers and facsimile machines may change the size of a drawing and make it inaccurate to use as a template.

# ASSA ABLOY

The global leader in  
door opening solutions

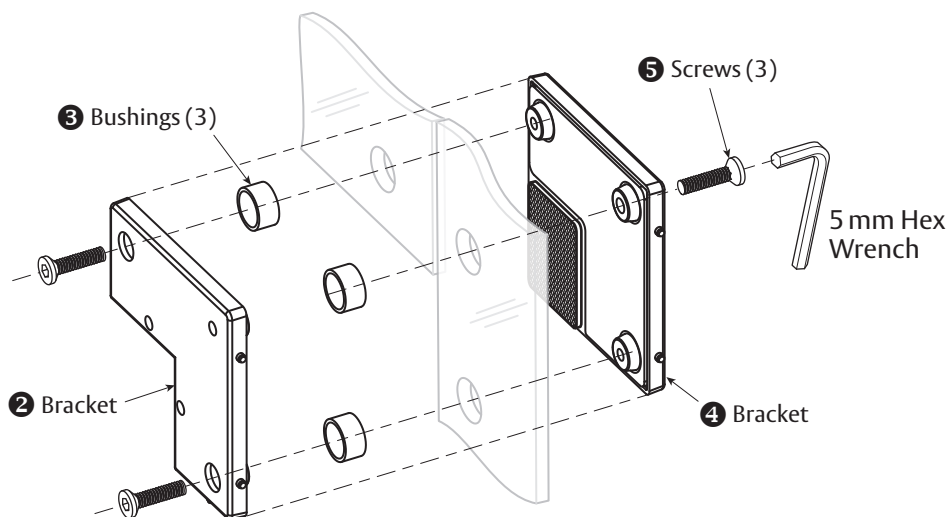
Copyright © 2017, ASSA ABLOY Inc. All rights reserved. Reproduction in whole or in part without the express written permission of ASSA ABLOY Inc. is prohibited.

PFT-62 - 06/17

## 2. Fasten Support Brackets

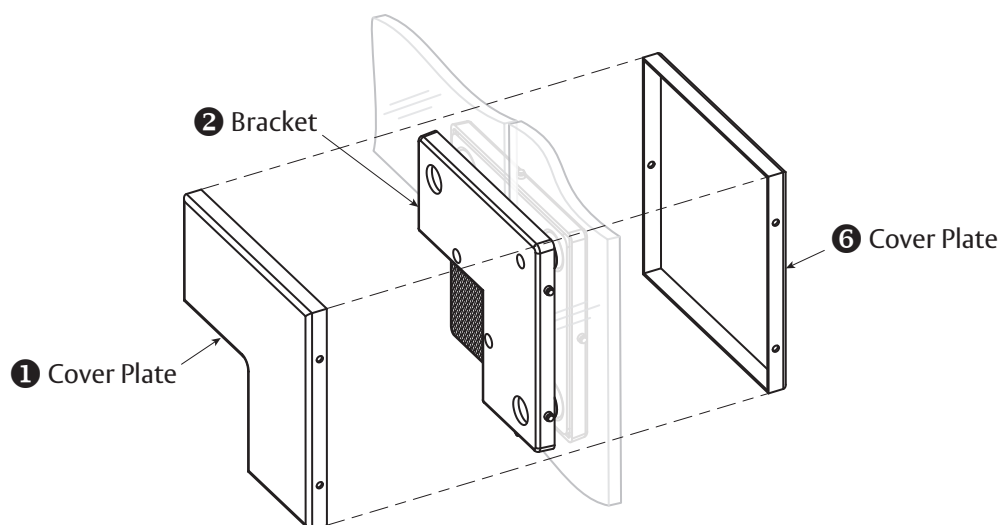
Make sure the surface is thoroughly cleaned and remove all screws.

- Insert the three Bushings **3** into prepped  $\frac{13}{16}$ " (20 mm) diameter holes.
- Place Bracket **2** into prepped area of glass, join Bracket **4** from the other side. Insert Screw **5** into Bracket **2** and tighten with 5 mm hex wrench to hold Brackets together. Do not tighten completely to allow for adjustments throughout installation.
- Insert two Screws **5** into Bracket **4**, align fitting to desired position. Torque both Screws to 12 nm. Then tighten Bracket **2** Screw to 12 nm.



## 3. Adhere Cover Plates

- Remove adhesive strip paper on both Brackets (**2**, **4**) to adhere Cover Plates **1** & **6**.
- Hook Cover Plates **1** & **6** over hinge side locking pins.
- Push in spring loaded locking pin on opposite side of Bracket.
- Snap on Cover Plates.



**ASSA ABLOY**

The global leader in  
door opening solutions

Copyright © 2017, ASSA ABLOY Inc. All rights reserved. Reproduction in whole or in part without the express written permission of ASSA ABLOY Inc. is prohibited.

PFT-62 - 06/17

ASSA ABLOY is the global  
leader in door opening solutions,  
dedicated to satisfying  
end-user needs for security,  
safety and convenience

**ASSA ABLOY**

---

[www.assaabloyglass.us](http://www.assaabloyglass.us)

USA:  
ASSA ABLOY Glass Solutions  
Rockwood, PA 15557  
Phone: 855.594.6989