

PRESTON

Wall Mount Hinge - Short Back Plate

ITEM NO. PRESS2

ITEM NO. PRESAS2 (ADJUSTABLE)

ITEM NO. PRESS5 (5 DEGREE FACTORY SET)

SPECIFICATIONS

Glass Sizes: 3/8" to 1/2" (10 to 12 mm) Tempered Glass Only

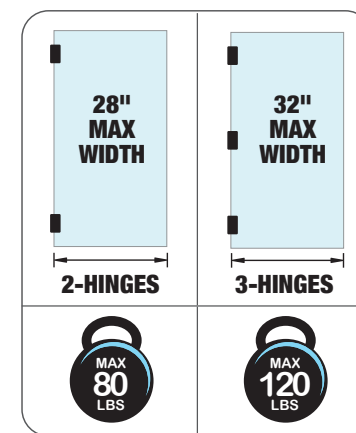
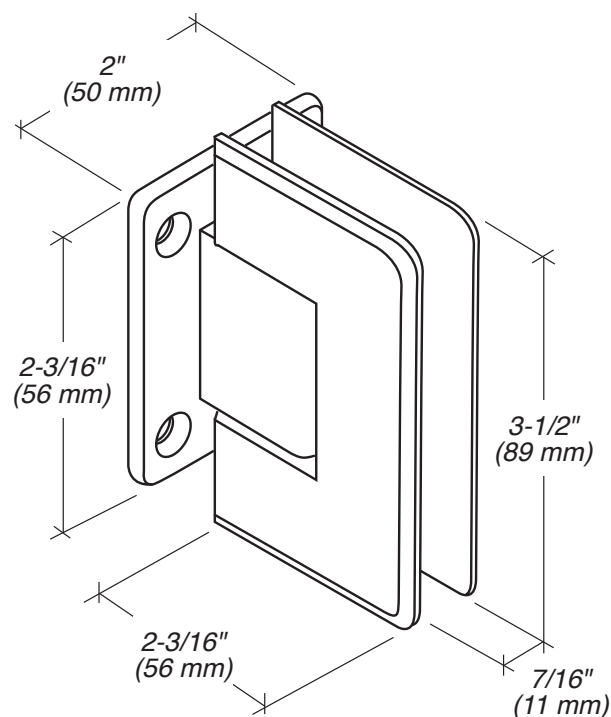
Construction: Solid Brass

Closing Type: Self-Centering When Within 15 Degrees of Closed Position

Cutout Required: Cutout No. SD2

Includes: Hinge, glazing gaskets, wall mounting screws, allen head/phillips head cover plate screws, and fabrication template.

Use: Residential Bath and Commercial Hotel Applications



SEE TEMPLATE ON BACK
Refer to Dimensions Shown
to Ensure Accuracy

GASKET SPECIFICATIONS:

For 3/8" (10mm) Glass: Use One Thick Gasket On Each Side

For 1/2" (12mm) Glass: Use One Thin Gasket On Each Side

GLASS INSTRUCTIONS:

Only use tempered safety glass. To prevent damage to the hinge finish during installation, **do not** use power tools when installing these hinges.

IMPORTANT INFORMATION:

The Preston Series Hinge has a dual degree pivot pin. It comes factory set at 90 degrees for normal door closing applications. There is also a secondary setting on the hinge pivot pin that can be field adjusted to allow an additional 5 degrees of closing for jobs that require a firmer positive position against a jamb or seal.

CARE & CLEANING GUIDELINES:

For best results, keep the following recommendations in mind when caring for your FHC shower door hardware. Your shower door should be dried daily with a soft towel or cloth to ensure its original finish. Do not use harsh cleaners or chemicals on the hardware, as many of the components are coated with a clear lacquer that will become damaged beyond repair. Always test your cleaning solution in an inconspicuous area prior to cleaning the entire hardware surface. Wipe surfaces clean using a soft, dampened cloth or sponge, and rinse completely with warm water immediately after applying the cleaning solution. Use only small amounts of liquid, gentle, cleaner. **Never** use abrasive products, sponges, or wire scrub brushes while cleaning hardware.

MAINTENANCE:

FHC's hinges come factory greased for a silent, hassle-free experience. If there is any noticeable squeaking that occurs after installation, it is recommended to apply a few drops of (3 in 1) multi-purpose oil to the hinge, at the nylon washer/pivot location. The lubricant will penetrate the hinge crevices, reducing friction, cleaning grime, and/or buildup. Spray lubricants are prohibited. If, for some reason, the hinge is disassembled during maintenance, use a small amount of white lithium grease to lubricate the interior hinge components.

MAXIMUM DOOR CAPACITY	3/8" (10 mm) GLASS Approx. 5 lb/ft²	1/2" (12 mm) GLASS Approx. 6.4 lb/ft²
	DOOR WEIGHT	DOOR WIDTH
USING 2 HINGES	80 LBS. (36 kg)	28" (711 mm)
USING 3 HINGES	120 LBS. (54 kg)	32" (813 mm)

NOTE: Do not exceed either maximum weight or width when choosing proper quantity of hinges.



FHC
FRAMELESS HARDWARE COMPANY
THE GLAZING SUPPLY COMPANY
EXPERIENCE AND INNOVATION

PRESTON

Wall Mount Hinge - Short Back Plate

ITEM NO. PRESS2

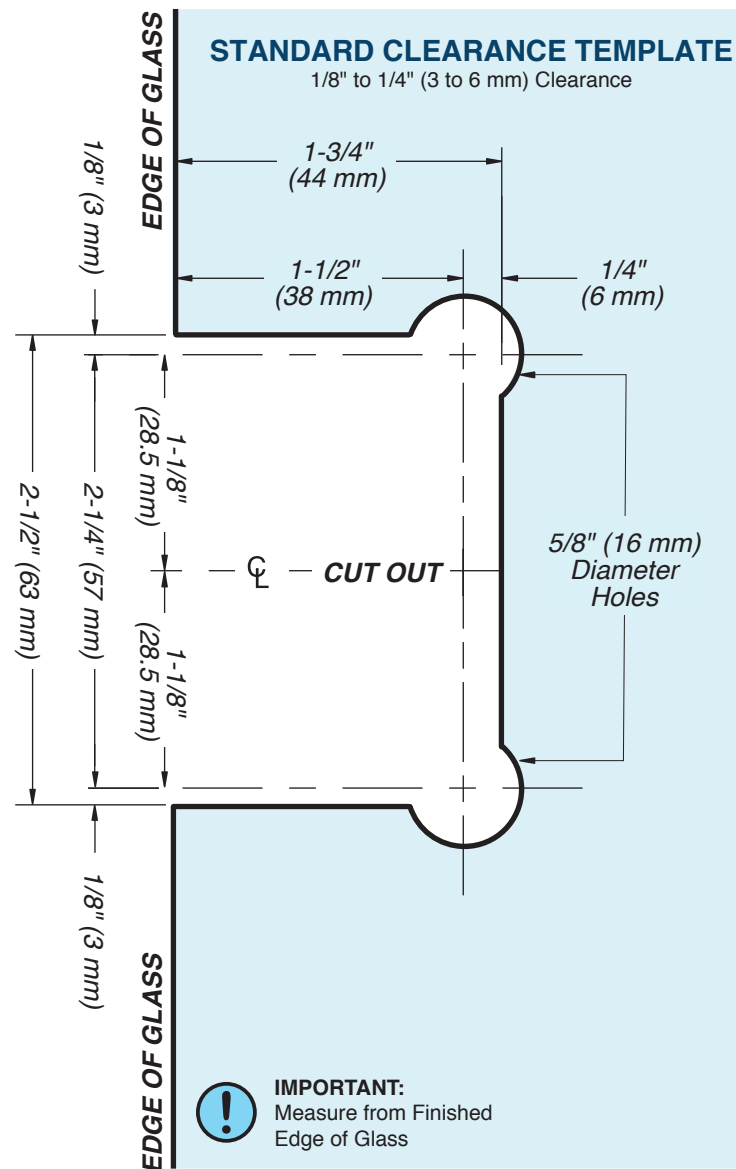
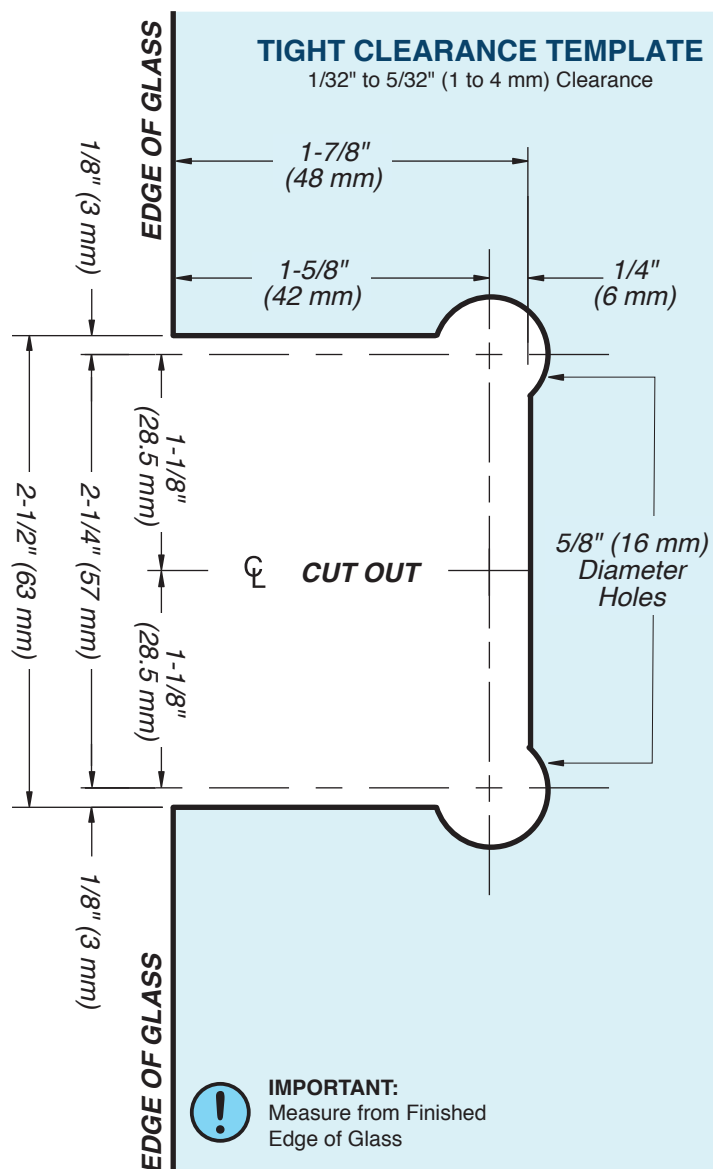
ITEM NO. PRESAS2 (ADJUSTABLE)

ITEM NO. PRESS5 (5 DEGREE FACTORY SET)

DO NOT MEASURE / SCALE DRAWING
USE DIMENSIONS SHOWN



Cutout No. SD2



USE ONLY
MONOLITHIC
TEMPERED GLASS



For Technical Support
Call Toll Free in the U.S.
(888) 295-4531

