

CAROLINA “Innovative Slip On Hinge”

Wall Mount Hinge - Offset Short Back Plate

ITEM NO. CLN06

ITEM NO. CLNS05 (5 DEGREE FACTORY SET)

The short offset back plate design allows for a larger range of panel adjustment with a concealed back plate.

SPECIFICATIONS

Glass Sizes: 3/8" to 1/2" (10 to 12 mm) Tempered Glass Only

Construction: Solid Brass

Closing Type: Self-Centering When Within 15 Degrees of Closed Position

Cutout Required: Cutout No. SD3B

Includes: Hinge, glazing gaskets, wall mounting screws, allen head/phillips head cover plate screws, and fabrication template.

Use: Residential Bath and Commercial Hotel Applications

GASKET SPECIFICATIONS:

For 3/8" (10mm) Glass: Use One Thick Gasket On Each Side

For 1/2" (12mm) Glass: Use One Thin Gasket On Each Side

GLASS INSTRUCTIONS:

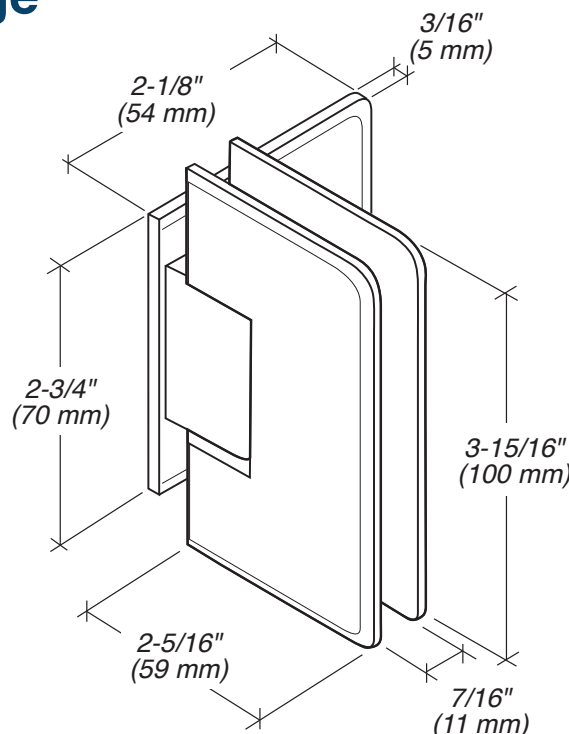
Only use tempered safety glass. To prevent damage to the hinge finish during installation, do not use power tools when installing these hinges.

IMPORTANT INFORMATION:

The Carolina Series Hinge has a dual degree pivot pin. It comes factory set at 90 degrees for normal door closing applications. There is also a secondary setting on the hinge pivot pin that can be field adjusted to allow an additional 5 degrees of closing for jobs that require a firmer positive position against a jamb or seal.

MAXIMUM DOOR CAPACITY	3/8" (10 mm) GLASS Approx. 5 lb/ft ²	1/2" (12 mm) GLASS Approx. 6.4 lb/ft ²
	DOOR WEIGHT	DOOR WIDTH
USING 2 HINGES	110 LBS. (50 kg)	36" (913 mm)
USING 3 HINGES	140 LBS. (64 kg)	36" (914 mm)

NOTE: Do not exceed either maximum weight or width when choosing proper quantity of hinges.



MAX WIDTH SEE CHART BELOW	MAX WIDTH SEE CHART BELOW
2-HINGES	3-HINGES
MAX 110 LBS	MAX 140 LBS



SEE TEMPLATE ON BACK
Refer to Dimensions Shown
to Ensure Accuracy

CARE & CLEANING GUIDELINES:

For best results, keep the following recommendations in mind when caring for your FHC shower door hardware. Your shower door should be dried daily with a soft towel or cloth to ensure its original finish. Do not use harsh cleaners or chemicals on the hardware, as many of the components are coated with a clear lacquer that will become damaged beyond repair. Always test your cleaning solution in an inconspicuous area prior to cleaning the entire hardware surface. Wipe surfaces clean using a soft, dampened cloth or sponge, and rinse completely with warm water immediately after applying the cleaning solution. Use only small amounts of liquid, gentle, cleaner. Never use abrasive products, sponges, or wire scrub brushes while cleaning hardware.

MAINTENANCE:

FHC's hinges come factory greased for a silent, hassle-free experience. If there is any noticeable squeaking that occurs after installation it is recommended to apply a few drops of (3 in 1) multi-purpose oil to the hinge, at the nylon washer/pivot location. The lubricant will penetrate the hinge crevices, reducing friction, cleaning grime, and/or buildup. Spray lubricants are prohibited. If, for some reason, the hinge is disassembled during maintenance, use a small amount of white lithium grease to lubricate the interior hinge components.



FHC
FRAMELESS HARDWARE COMPANY
THE GLAZING SUPPLY COMPANY
EXPERIENCE AND INNOVATION

CAROLINA “Innovative Slip On Hinge”

Wall Mount Hinge - Offset Short Back Plate

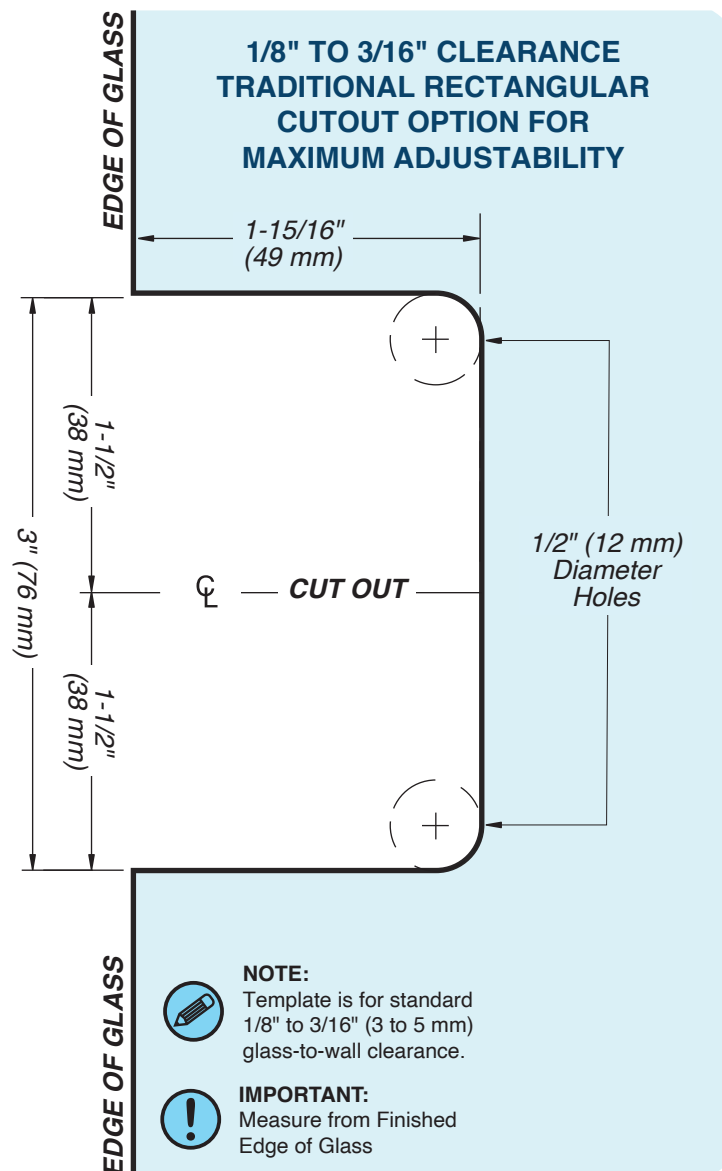
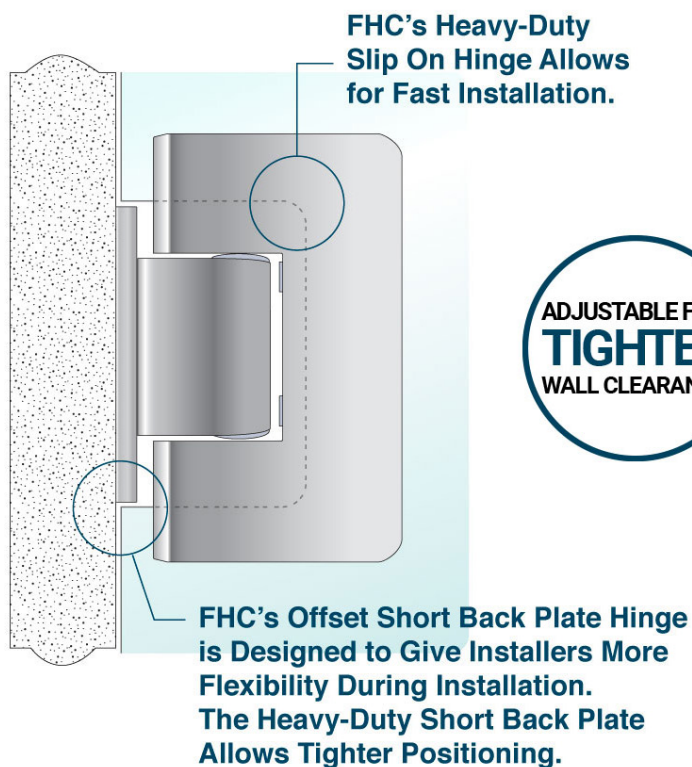
ITEM NO. CLN06

ITEM NO. CLNS05 (5 DEGREE FACTORY SET)

DO NOT MEASURE / SCALE DRAWING
USE DIMENSIONS SHOWN



Cutout No. SD3B



USE ONLY
MONOLITHIC
TEMPERED GLASS



For Technical Support
Call Toll Free in the U.S.
(888) 295-4531

FHC
FRAMELESS HARDWARE COMPANY
THE GLAZING SUPPLY COMPANY
EXPERIENCE AND INNOVATION