

CAROLINA

Adjustable Wall Mount Hinge - Full Back Plate ITEM NO. CLNA4

SPECIFICATIONS

Glass Sizes: 3/8" to 1/2" (10 mm to 12 mm) Tempered Glass Only
Construction: Solid Brass with HD Stainless Steel Back Plate
Closing Type: Self-Centering When Within 15 Degrees of Closed Position
Cutout Required: Cutout No. SD3
Includes: Hinge body, glazing gaskets, wall mounting screws, allen head/phillips head cover plate screws, and fabrication template.
Use: Residential Bath and Commercial Hotel Applications

GASKET SPECIFICATIONS:

For 3/8" (10mm) Glass: Use One Thick Gasket On Each Side

For 1/2" (12mm) Glass: Use One Thin Gasket On Each Side

GLASS INSTRUCTIONS:

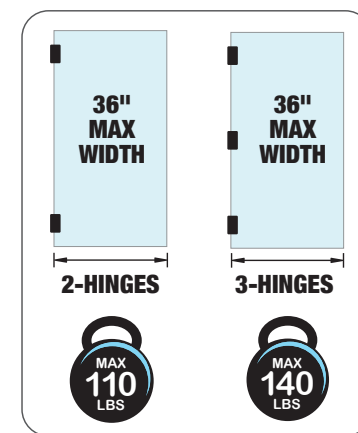
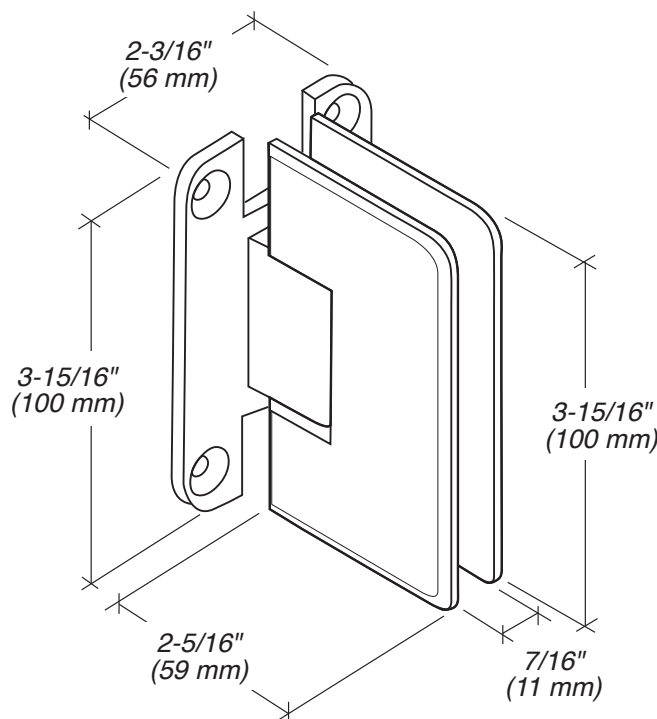
Only use tempered safety glass. To prevent damage to the hinge finish during installation, do not use power tools when installing these hinges.

IMPORTANT INFORMATION:

This an adjustable hinge that accommodates angles up to 90°. To adjust the hinge to your desired closing position, loosen the two Allen screws on the interior of the hinge center block. Once the two set screws are loosened, the hinge becomes free-swinging. Move the door to the desired closing location and tighten the Allen set screws. This is your new self-centering location.

MAXIMUM DOOR CAPACITY	3/8" (10 mm) GLASS Approx. 5 lb/ft²	1/2" (12 mm) GLASS Approx. 6.4 lb/ft²
	DOOR WEIGHT	DOOR WIDTH
USING 2 HINGES	110 LBS. (50 kg)	36" (914 mm)
USING 3 HINGES	140 LBS. (64 kg)	36" (914 mm)

NOTE: Do not exceed either maximum weight or width when choosing proper quantity of hinges.



CARE & CLEANING GUIDELINES:

For best results, keep the following recommendations in mind when caring for your FHC shower door hardware. Your shower door should be dried daily with a soft towel or cloth to ensure its original finish. Do not use harsh cleaners or chemicals on the hardware, as many of the components are coated with a clear lacquer that will become damaged beyond repair. Always test your cleaning solution in an inconspicuous area prior to cleaning the entire hardware surface. Wipe surfaces clean using a soft, dampened cloth or sponge, and rinse completely with warm water immediately after applying the cleaning solution. Use only small amounts of liquid, gentle, cleaner. Never use abrasive products, sponges, or wire scrub brushes while cleaning hardware.

MAINTENANCE:

FHC's hinges come factory greased for a silent, hassle-free experience. If there is any noticeable squeaking that occurs after installation it is recommended to apply a few drops of (3 in 1) multi-purpose oil to the hinge, at the nylon washer/pivot location. The lubricant will penetrate the hinge crevices, reducing friction, cleaning grime, and/or buildup. Spray lubricants are prohibited. If, for some reason, the hinge is disassembled during maintenance, use a small amount of white lithium grease to lubricate the interior hinge components.



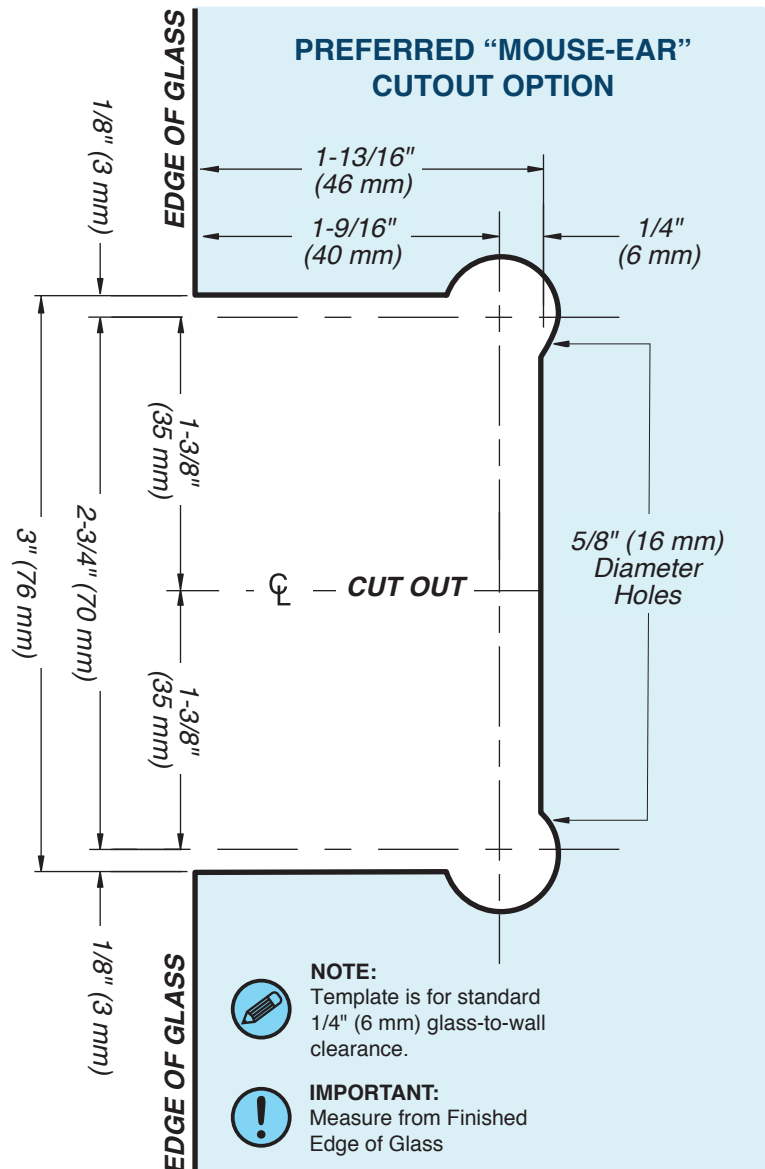
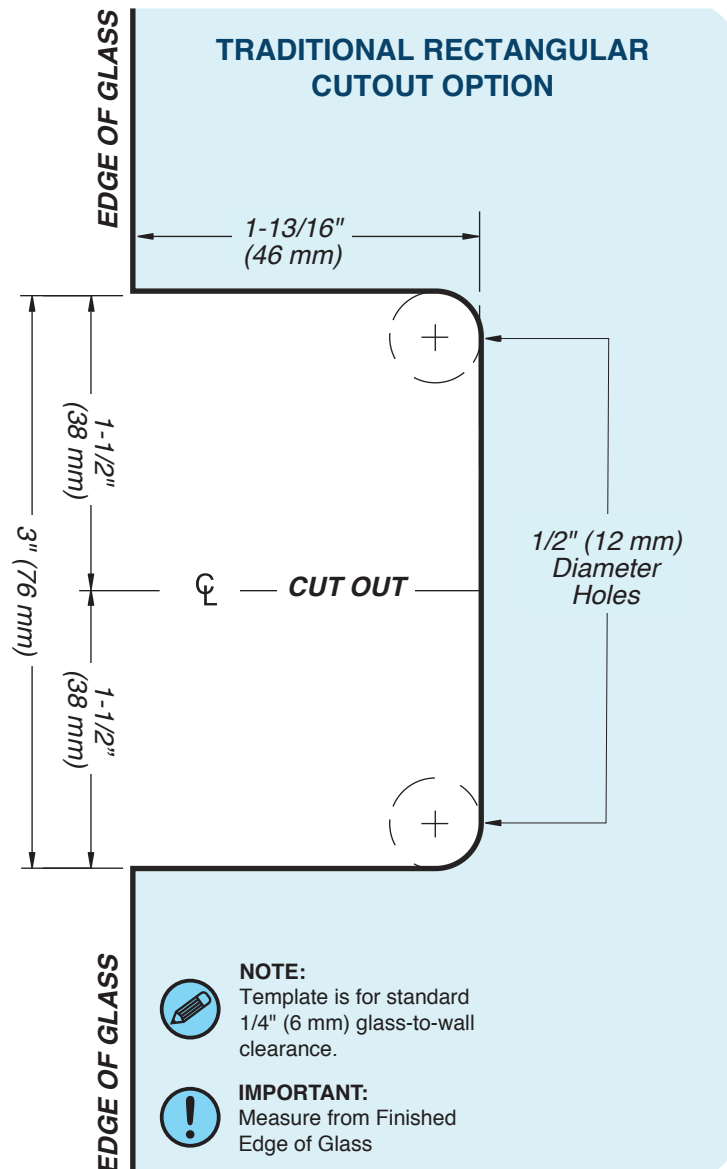
CAROLINA

Adjustable Wall Mount Hinge - Full Back Plate
ITEM NO. CLNA4

DO NOT MEASURE / SCALE DRAWING
USE DIMENSIONS SHOWN



Cutout No. SD3



USE ONLY
MONOLITHIC
TEMPERED GLASS



For Technical Support
Call Toll Free in the U.S.
(888) 295-4531

FHC
FRAMELESS HARDWARE COMPANY
THE GLAZING SUPPLY COMPANY
EXPERIENCE AND INNOVATION