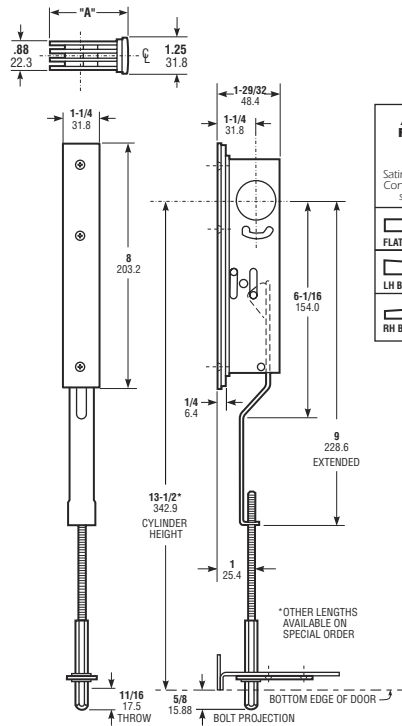


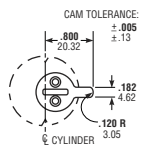
DIMENSIONS

INCHES
MILLIMETERS

Nominal, subject to tolerance extremes.



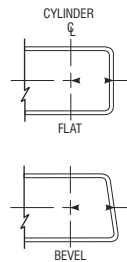
ARMORED FACEPLATE 1-1/4" x 8"	
Finish: US28 Satin Aluminum (628) Consult factory about special finishes.	
FLAT	1870HM
LH BEVEL	1872HM(LH)
RH BEVEL	1872HM(RH)



Cylinder Cam

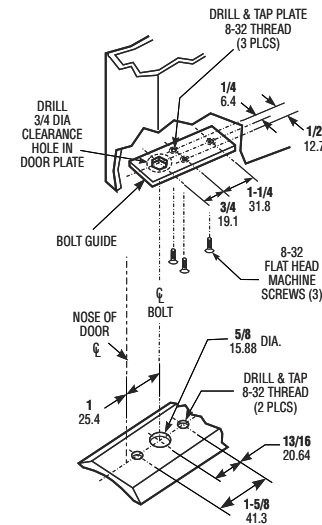
1870HM Series locks are operable by any standard 1-5/32" diameter mortise cylinder with special MS® cam dimensioned as shown. Cylinders with MS® cams can be readily obtained from most cylinder manufacturers. See page SW-28 for cylinder make and trim ring information.

HOW BACKSET
IS MEASURED:

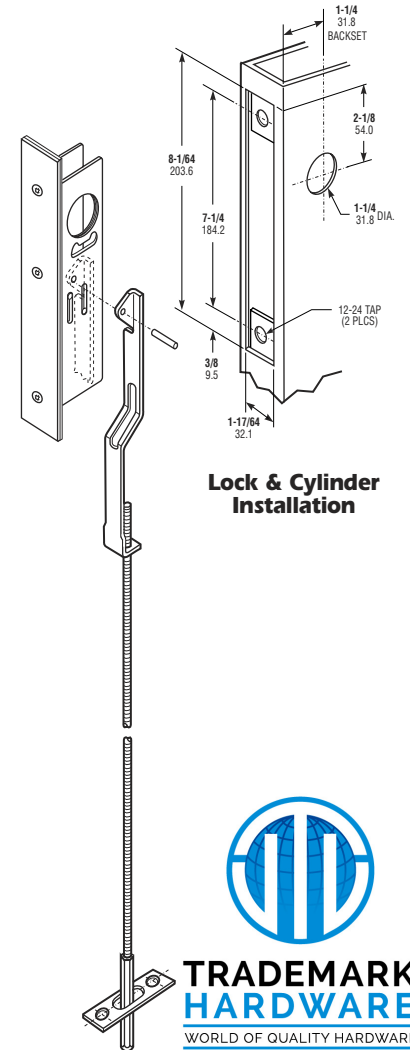


Door Preparation

FOR INSTALLATION LOCKING THRESHOLD
INVERT FOR HEADER LOCKING



Lock & Cylinder Installation



ADAMS RITE MANUFACTURING CO.

260 Santa Fe Street, Pomona, CA 91767
Phone: (909) 632-2300 Fax: (909) 632-2369

**1870 HM Series Cylinder
Operated Flushbolt**



**TRADEMARK
HARDWARE**

WORLD OF QUALITY HARDWARE
WWW.TMHARDWARE.COM