



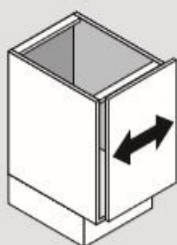
TRADEMARK HARDWARE

WORLD OF QUALITY HARDWARE

Three-dimensional adjustment

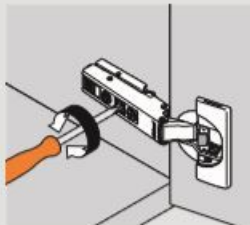
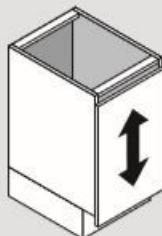
Side adjustment

Rotate front screw to increase or decrease door overlay (± 2 mm).



Height adjustment

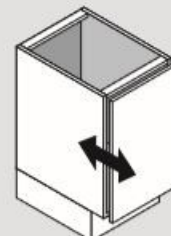
Rotate cam screw on mounting plate to adjust door position (± 2 mm).



On non-cam mounting plates, loosen screws, adjust door and retighten screws.

Depth adjustment

Rotate rear spiral tech cam screw to adjust door gap ($+3$ mm, -2 mm).



www.tmhardware.com



845-388-1300



845-388-1388



sales@tmhardware.com