



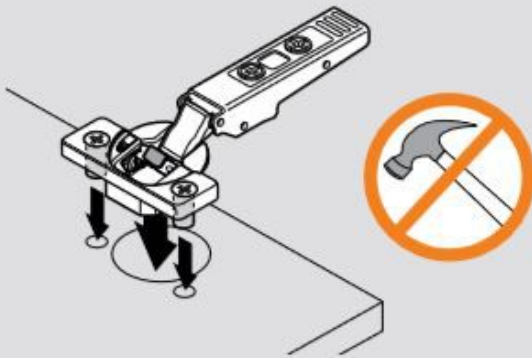
**TRADEMARK
HARDWARE**

WORLD OF QUALITY HARDWARE

INSTALLATION GUIDE

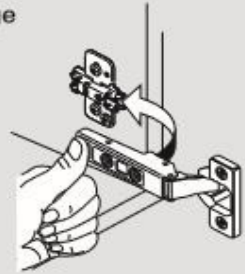
Do not use a hammer for press-in

Pre-attached Ø8 dowels installed with Blum knock-in tool or MINIPRESS with universal insertion ram (both listed below).



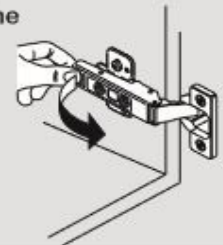
Door installation

To install, place the hinge on the mounting plate and push the back of the hinge arm down with finger pressure. The "click" sound confirms a secure attachment.



Door removal

Release the lever under the hinge arm to remove.



Knock-in tool

Can be used to insert all Blum press-in hinges.



Universal insertion ram

Can be used for inserting all Blum press-in Euro hinges.



www.tmhardware.com



845-388-1300



845-388-1388



sales@tmhardware.com