

FALCON 25-V EXIT DEVICE

PRODUCT SPECS



**TRADEMARK
HARDWARE**

WORLD OF QUALITY HARDWARE

www.tmhardware.com


Panic exit hardware

High-traffic applications demand the added strength and protection that comes with a vertical rod device. The Falcon F-25-V Series delivers with a surface-applied design that includes standard top latch and deadlocking. The sleek touch bar design ensures an attractive installation.

Specifications

Hand:	Field reversible.
Finishes:	US3 (605); US4 (606); US10 (612); US11 (643e); US15 (619); US19 (622); US26 (625); US26D (626); US32 (629); US32D (630); US28 (628), 313AN (710) (see page 17 for finishes)
Strikes:	3788 top strike is surface applied 2130 bottom strike is mortised into floor
Angle bracket	Use 4215 angle bracket in flush transom installations Allows use of standard 3788 strike
Latchbolt:	Top stainless steel 3/4" throw. Bottom bolt, 1/2" throw.
Deadlocking latchbolt:	Standard in top latch.
Dogging feature:	Half turn hex dogging standard. No threaded parts to wear out.
Cylinder dogging:	Specify "CD" prefix. Uses 1 1/8" long mortise cylinder with standard cam.
Stock sizes:	See chart to below.
Doors:	1 3/4" thick, wood or metal. Specify thickness if other than 1 3/4".
Projections:	2 3/4" maximum, 2" dogged.
Stile :	See chart below.
Electric functions:	Can be interfaced with building security systems. Latch retraction, FSA/FSE trim, security monitoring, delayed egress and exit alarm available (EL fail-secure only). Subject to code requirements, state and local. (see pages 32-40 for details).
Fasteners:	All mounting screws are concealed, sheet metal screws and machine screws available, specify AMS.
Sex bolts:	Recommended when device is used with hollow core wood, composite or light gauge hollow metal doors. For EO device, specify 12 - 425 (#10-24) SNB. For devices with trim, specify 8 - 425 (#10-24) SNB.
ANSI:	Certified ANSI A156.3-2001 grade 1 standards.
Vertical rods:	Furnished to length based on a 40 1/4" horizontal CL from finished floor and a 7'0" door standard. Variations from these standards must be specified when ordering.
25-V-LBR:	Less bottom rod vertical device.
Shim kits:	For glass lite applications; 1/4" thick, specify SK25-V.

Device	Door size	Door strike	Min stile (in)	Min door opening width
25-V	3'	All	3 1/2"	2' 7 1/8"
25-V	4'	All	3 1/2"	3' 1 1/8"
25-V x 25-R	3'	1609	3 1/2"	2' 7 3/8" for 3 1/2" Min. Stile
25-V x 25-R	4'	1609	3 1/2"	2' 1 1/8" for 3 1/2" Min. Stile



FALCON F-25-V EXIT DEVICE



**TRADEMARK
HARDWARE**

WORLD OF QUALITY HARDWARE

www.tmhardware.com

Fire exit hardware

When your application requires strength and durability, plus fire rated performance, the F-25-V Series is the total package. This surface-applied vertical rod device includes a sleek touch bar design with top latch and deadlocking standard.



3788
Strike



Latch retention (LR) hold is in the top latch. Retainer is released when it engages the strike.



2130
Strike

Specifications

Hand:	Field reversible.
UL:	"A" Label (3 hr) - 8' x 10' double egress; 90 min. same egress - 8' x 10' Wood door: 20 min. 8' x 10'; 90 min. 8' x 9'. Consult door manufacturer for maximum rating.
Finishes:	US3 (605); US4 (606); US10 (612); US10B (613); US11 (643e); US15 (619); US19 (622); US26 (625); US26D (626); US32 (629); US32D (630), US28 (628), 313AN (710) (see page 17 for finishes)
Strikes:	3788 top strike is surface applied. 2130 bottom strike is mortised into floor.
Latchbolt:	Top stainless steel 3/4" throw. Bottom bolt, 1/2" throw.
Deadlocking latchbolt:	Standard in top latch
Latch retention hold:	Standard with top latch
Stock sizes:	See chart below
Doors:	1 3/4" thick, wood or metal. Specify thickness if other than 1 3/4".
Projections:	2 3/4" maximum.
Stile:	See chart below.
Electric functions:	Can be interfaced with building security systems. Latch retraction, FSA/FSE trim, security monitoring, delayed egress and exit alarm available (EL fail-secure only). Subject to code requirements, state and local (see pages 32-40 for details).
Fasteners:	All mounting screws are concealed. All machine screws (AMS) standard.
Sex bolts:	Required when used with wood, composite or non-reinforced hollow metal doors. For EO device, specify 12 - 425 (#10-24) SNB. For devices with trim, specify 8 - 425 (#10-24) SNB.
ANSI:	Certified ANSI A156.3-2001 grade 1 standards.
F-25-V:	Latch Retention (LR) top latch and bottom square bolt. 3788 strike top, 2130 flush strike bottom.
F-25-V-LBR:	Less bottom rod vertical device. "A" Label (3 Hr) - 8' x 8'; 90 min. same egress - 8' x 8'.
Vertical rods:	Furnished to length based on a 40 1/4" horizontal CL from finished floor and a 7'0" door standard. Variations from these standards must be specified when ordering.
Shim kits:	For glass lite applications; 1/4" thick, specify SK25-V.

Device	Door size	Door strike	Min stile (in)	Min door opening width
F-25-V	3'	All	3 1/2"	2'7 1/8"
F-25-V	4'	All	3 1/2"	3'1 1/8"

FALCON 25-V EXIT DEVICE



**TRADEMARK
HARDWARE**

WORLD OF QUALITY HARDWARE

www.tmhardware.com

ACCESSORIES



F-4023 Shown

Removable mullion

- The 2923, F4023, 4023, KRF-4023 and KR-4023 steel mullions are for use with the 25-R devices on double door openings.
Advantage: Increased security and tighter closure. Minimizes door warpage and sag. Regulates the flow of in-and-out traffic
- Falcon removable mullions are easily removed and reinstalled for full width access
- Rim devices are used on both leaves, attaining a perfectly symmetrical opening
- The mullion assembly consists of a mullion, top and bottom mounting brackets and a screw pack
- The F4023 and KRF-4023 fire-rated mullions also include four stabilizer blocks as required for labeled installations
- Strikes are not furnished with the mullion. Please see page 15 for strike information
- Mullions may be cut on the job for doors under stock lengths
- KR Mullions require 1 1/4" mortise cylinder with standard A cam

Mullion features

- Mullion fittings - ductile iron
- F4023, 4023, KRF-4023 and KR-4023 - 2" x 3" x height
- 2923 mullion - 1 1/2" x 2 1/2" x height
- Prime coat only
- 7' or 8' door opening standard, other door opening as specified

Cylinders

- Cylinder supplied only when specified
- Cylinders keyed different

Sex bolts

- 325 (1/4"-20 thread)
- 425 (#10-24 thread)

Dummy touch bars

- Active and Inactive models only. Active model offered with RX or RX/KOR. Consult factory for details
- To order, specify 25ODT X finish, or 25ODT X finish X active touch bar

(F)25-R Double door application

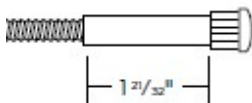
Strike	Installed with mullion	Min stile	B*
299	2923	4 1/8"	3"
299	4023	4 3/8"	3 1/4"
499-F	F-4023	4 1/2"	3 3/8"
264	2923	4"	2 7/8"
264	4023	4 1/4"	3 1/8"
1439	2923	3 7/8"	2 3/4"
1439	4023	4 1/8"	3"
1606	2923	4 1/4"	2 7/8"
1606	4023	4 1/2"	2 7/8"
1609	Surface 25-V	4"	2 3/8"

Cylinder reference

Device	Trim	Standard key cylinder	IC key cylinder
25 Series device	Cylinder dogging	985 - 1 1/8" Mortise cylinder	C987 - 1 3/4" Mortise cylinder (Blocking ring plus security collar must equal 1/4" thick)
25 Series device Rim & surface vertical	Cylinder only (NL - OP)	951- Rim cylinder	953 - Rim cylinder
25 Series device Mortise	Cylinder only (NL - OP)	* 986 - 1 1/4" Mortise cylinder	** C987 - 1 3/4" Mortise cylinder
25 Series trims	L, K, TP, NL	986 - 1 1/4" Mortise cylinder	C987 - 1 3/4"
264	4023 mullion	4 1/4"	3 1/8"

*Cylinder must be spaced off of the door a minimum of 1/4" via a recessed blocking ring

** Cylinder must be spaced off of the door a minimum of 3/8" via a recessed blocking ring.



FALCON 25-V EXIT DEVICE



**TRADEMARK
HARDWARE**

WORLD OF QUALITY HARDWARE
www.tmhardware.com

ACCESSORIES

Strikes

For rim devices



264
2 7/8" x 1 1/4" x 3/16"
(H x W x D)
Panic device only.



299
7 7/8" x 1 1/4" x 3/16"
(H x W x D)
Panic device only.



299F
2 7/8" x 1 1/4" x 3/16"
(H x W x D)



499F
3 3/8" x 1 1/2" x 3/16"
(H x W x D)



1439 Blade stop
1 3/4" x 1 7/8" x 1/2"
(H x W x D)
Panic device only.



1606
2 7/8" x 1 3/8" x 3/8"
(H x W x D)
Panic device only.



1609
3 1/4" x 1 7/16" x 3/8"
(H x W x D)
Requires coordinator.
Panic device only.

For surface and concealed vertical rod devices



2130
(F)25-V and (F)25-C
standard bottom strike for
grouting into concrete or
masonry floors.



3788
Furnished top of
(F)25-V.



4155
Optional strike.
Panic device only.



4188
Top strike for
(F)25-C.

For mortise lock devices



1279
Closed strike used on
single doors and on fire
exit hardware doors with
coordinator.



F1280
Open back strike used on pairs of
1 3/4" doors without astragal or
coordinator. Can be used on stock
hollow metal doors. F1280 "B" label
(1 1/2 hr.) stainless steel strike
available.



1281
Open back strike for 1 3/4" doors.
8" x 1 1/4" face allow use in
mortise lock cutout of stock
hollow metal door.

Accessories



4215
Angle bracket for flush transom applications.
Does not require elimination of latch retention
feature. Accepts 3788 strike for 25-V device.

Surface vertical extension rods

Extension rods are
available in 12", 24"
and 36" lengths in
all finishes. Both
ends tapped and
all-thread included
as connector.




Concealed extension rods

Extension rods are
available in 12", 24"
and 36". Both ends
have pressed-in,
threaded inserts.



Filler Plates



3721/ 3722/ 3723

Steel filler plates

- 3721 Cylindrical lock front filler
- 3722 Strike filler - set no. SC for 161 cutout
- 3723 Mortise lock front filler
- 3722 Strike filler - set no. SM for 86 cutout

FALCON 25-V EXIT DEVICE



**TRADEMARK
HARDWARE**

WORLD OF QUALITY HARDWARE

www.tmhardware.com

TRIM OPTIONS

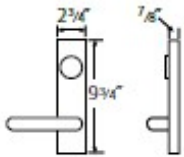
Functionality built into the trim, facilitating easy door preps, easy field retrofit and easy ordering.

Lever trims (510L)



510L
510L-NL

510L-DT
510L-BE



Lever designs



Avalon (AVA)
Projection 3 1/2"



Quantum (QUA)
Projection 3 1/2"



Dane (DAN)
Projection 3"



Broadway (BRW)
Projection 3 1/2"



Boardwalk (BRK)
Projection 3 1/2"



Danish (DSH)
Projection 2 1/2"



Latitude (LAT)
Projection 3 1/2"



Longitude (LON)
Projection 3 1/2"



Sutro (SUT)
Projection 3 1/2"

All levers return to within 1/2" of door.

Escutcheon: 9 3/4" (H) x 2 3/4" (W) (specify handing) brass finish.

Protected by easily replaceable shear pin.

Lever is reversible, supplied RHR if not specified. For keyed functions, see page 14 for cylinder requirements.

Vandal - resistant lever trims (511L)



Provides resistance to rotation, making damage of trim due to attack from the outside less likely.

Designed to operate normally after vandalism attempts without the need for maintenance personnel intervention.

- Heavy duty, vandal-resistant, ANSI A156.3 grade 1 security trim
- Lever deflects up to 22 ft-lb for a minimum of 10,000 vandal-resistant cycles
- Vandal resistance is present in both lever rotation directions
- After lever is fully deflected, lever stops rotating and a shear pin breaks at 70 ft-lb to prevent damage to unit
- Available on 25 rim, vertical, mortise, and concealed devices
- Retrofits all existing 25 trim without additional door prep
- Works with all electric lock and unlock functions
- Available in all finishes and lever designs including Avalon, Boardwalk, Broadway, Dane, Danish, Latitude, Longitude, Sutro, and Quantum

Pull trims (512)



512TP

512NL

512DT

512TP-BE

Delta (717)



717DT

Knob trims (513K)



513K-DT
513K-BE

513K
513K-NL

Round ball knob
Escutcheon: 9 3/4" x 2 3/4"
Projection: 4"
Brass

For keyed functions, see page 14 for cylinder requirements.

Cylinder only (NL-OP)

Key retracts latch bolt.
Cylinder sold separately
(see page 14).

Escutcheon: 16" x 2 3/4"

Grip: 6 1/2" C-C

Projection: 2 3/16"

Brass

For keyed functions, see page 14 for cylinder requirements.

FALCON 25-V EXIT DEVICE



**TRADEMARK
HARDWARE**

WORLD OF QUALITY HARDWARE

FUNCTIONS AND FINISHES

www.tmhardware.com

Function

	Lock/ unlock	NL	DT	BE	FSA/ FSE
Lever (510)	510L	510L-DT	510-DT	510L-BE	510L-FSA 510L-FSE
Vandal-resistant lever (511)	511L	—	—	—	511L-FSA 511L-FSE
Pull trims (512)	512TP	512-NL	512DT	512TP-BE	512L-FSA 512L-FSE
Knob (513)	513K	513K-NL	513K-DT	513K-BE	513L-FSA 513L-FSE

25 Series finishes

Color	US number	BHMA number
 Brass, bright	US3	605
 Brass, satin	US4	606
 Bronze, satin	US10	612
 Bronze, aged	US11	643e*
 Nickel, satin	US15	619*
 Black, matte	US19	622*
 Chromium, bright	US26	625
 Chromium, satin	US26D	626
 Anodized aluminum	US28	628
 Stainless Steel, bright	US32	629
 Stainless Steel, satin	US32D	630
 Anodized duranodic	313AN	710

*Available on select devices and trims

FALCON 25-V EXIT DEVICE







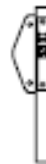









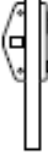









**TRADEMARK
HARDWARE**

WORLD OF QUALITY HARDWARE

www.tmhardware.com

This page shows all 25 Series device and trim functions.

	Rim device ANSI type 1	Vertical rod device ANSI type 2	Mortise lock device ANSI type 3	Concealed vertical rod device ANSI type 8
Functions (ANSI)	(F)-25-R	(F)-25-V	(F)-25-M	(F)-25-C
EO (01) Exit only, no trim.	 25-R-EO	 25-V-EO	 25-M-EO	 25-C-EO
DT (02) Entrance by trim when actuating bar is locked down.	 25-R-DT	 25-V-DT	 25-M-DT	 25-C-DT
NL (03) Entrance by trim when latchbolt is retracted by key. Key removable only when locked.	 25-R-NL	 25-V-NL	 25-M-NL	 25-C-NL
TP (05) Entrance by thumbpiece. Key locks or unlocks thumbpiece.	 25-R-TP	 25-V-TP	 25-M-TP	 25-C-TP
L or K (08) Entrance by knob or lever. Key locks or unlocks knob.	 25-R-L/K	 25-V-L/K	 25-M-L/K	 25-C-L/K
L(NL) or K(NL) (09) Entrance by knob or lever only when released by key. Key removable only when locked.	 25-R-L/K(NL)	 25-V-L/K(NL)	 25-M-L/K(NL)	 25-C-L/K(NL)

FALCON 25-V EXIT DEVICE




**TRADEMARK
HARDWARE**

WORLD OF QUALITY HARDWARE

www.tmhardware.com

DIMENSIONS



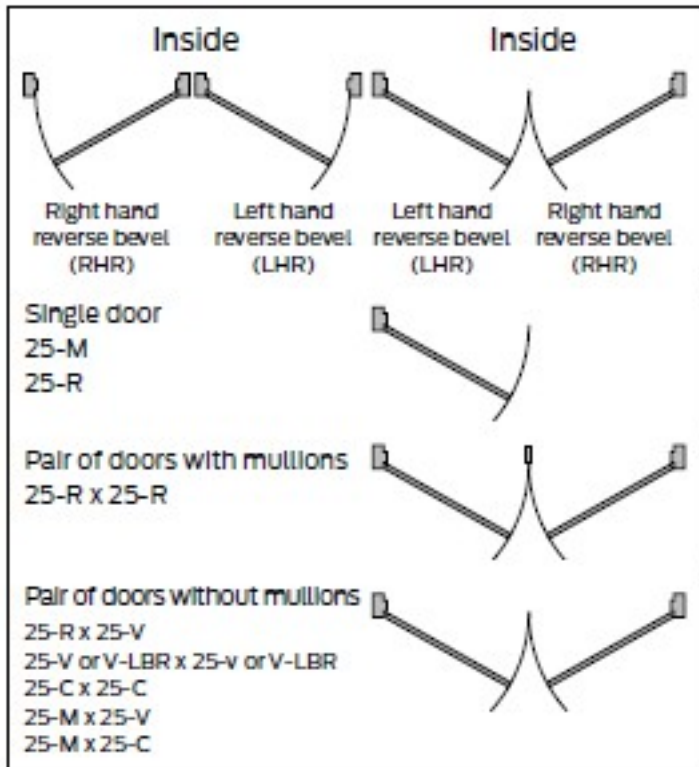
Label doors

Models F-25-R, F-25-M, F-25-C and F-25-V are labeled for use as  Fire exit hardware.

Door thickness

All devices and components supplied for 1 3/4" doors standard. Specify door thickness if other than 1 3/4".

Door application chart



Product Information and specifications contained in this catalog are subject to change without notice. Please consult the factory.