

H2 Series

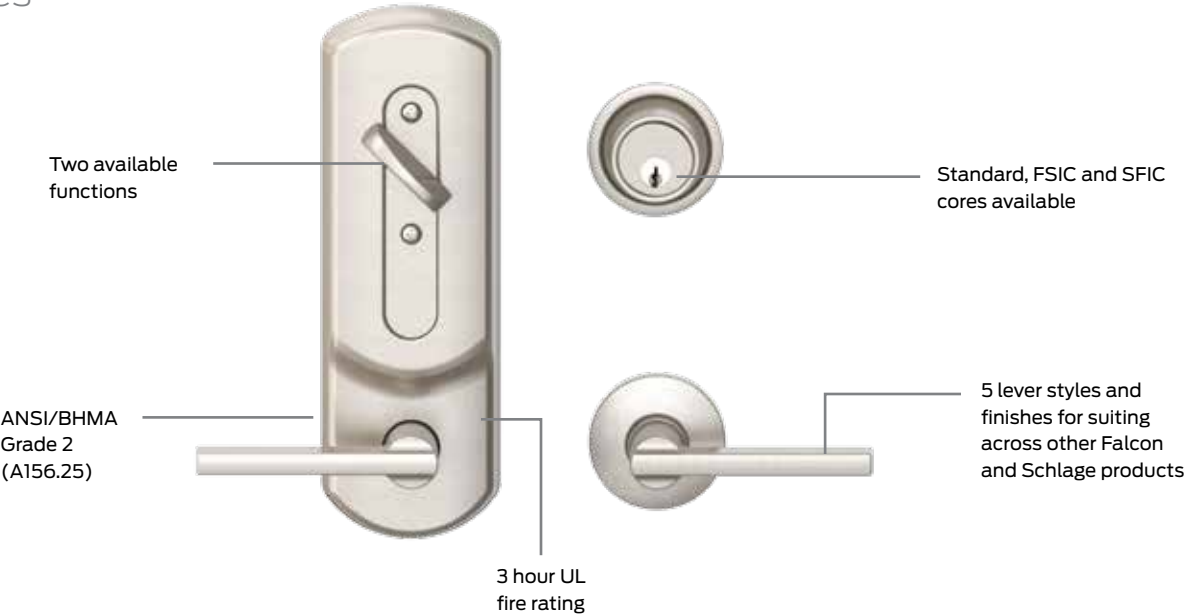
Grade 2 interconnected lever lock

Falcon is committed to delivering a solid product at a solid price. The H2 Series interconnected lock is Falcon's newest offering, featuring single motion egress to meet the latest Life and Safety code requirements.

The H2 Series is BHMA Grade 2 certified and is available in multiple finishes and lever styles for cohesive styling/pairing with other Falcon products.

The H2 Series is designed for multi-family and public restroom applications requiring a durable, robust commercial interconnect lock.

Features



H2 Series

Features

Door thickness: 1 ³/₄" - 2" door range standard; 1 ³/₈" available

Backset: 2 ³/₄" standard, 2 ³/₈" also available.

Attachment: Outer trims secured to the door by thru-bolts through a steel plate on the inside of the door. Inside escutcheon conceals mounting screws.

Handing: Specify hand of door when ordering. Field reversible.

Cylinders: "G" keyway standard. Drilled in 6 chambers, pinned in 5. Pinning in 6 chambers available when specified. Also available with 6 or 7-pin interchangeable core cylinders in H2101 function only.

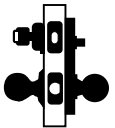

Trim: Roses are wrought brass, bronze or stainless steel, installed over wrought steel reinforcing plates. Knobs are brass, bronze or stainless steel secured by steel knob retainer which cannot be depressed when lock has been locked.

Latches: 1/2" projection, deadbolt has 1" projection with 1/4" hardened steel security roller. 2 ³/₄" backset with 2 1/4" x 1 1/8" latchface. 2 ³/₈" backset with 2 1/4" x 1" latchface. Other latchfaces available.

Strikes: (1) 2 ³/₄" x 1 1/8" T-strike and (1) 2 ³/₄" x 1 1/8" lipless strike.

Mechanism: Cold formed steel, zinc plated and dichromated for rust resistance.

Certification: UL Listed 1 1/2 Hour B Label. Lever-style trim complies with Title 19, California State Fire Marshal and all ADA and barrier-free codes.

Catalog number	Function	Description	ANSI no.
H2101	 Entry single locking	Deadbolt operated by key from outside or by turn from inside. Bolt automatically deadlocks when fully thrown. Latch retracted by lever from either side. Turning inside lever retracts deadbolt and latch simultaneously for immediate exit.	F94
H2171	 Public bathroom w/occupancy indicator	Deadbolt operated by turn from inside only. Occupancy indicator on outside. Bolt automatically deadlocks when fully thrown. Latch retracted by lever from either side. Turning inside lever retracts deadbolt and latch simultaneously for immediate exit. Not UL rated.	

Designs and styles

Lever styles

Most levers can be suited with other Falcon locks and exit device trim. Levers also suite with Schlage residential lever designs, making the Falcon H2 Series perfect for multi-family applications.

Avalon (A)

Dane (D)

Flair (FLA)

Latitude (LAT)

Quantum (Q)

Trim finishes chart

Description	ANSI No.	Availability
Bright brass	605	All trim
Satin nickel	619	All trim
Matte black	622	All trim
Satin chrome	626	All trim
Aged bronze	643e	All trim

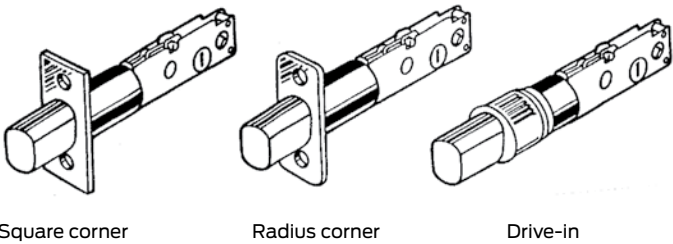
Deadbolts

1" projection, standard

Standard deadbolts for H2 Series locks are non-UL listed. Available in 2³/₈" or 2³/₄" backsets.

Unless otherwise specified, we furnish a 2¹/₄" x 1" x square- corner faceplate on 2³/₈" backset deadbolts and 2¹/₄" x 1¹/₈" x square corner on 2³/₄" backset deadbolts.

*Optional UL deadbolt available, except on drive-in deadbolts.



Deadbolts for H2 Series - (except for double cylinder deadlock function and upper trim)

Catalog number	Description	Faceplate size	Corner
A74420-000	2 ³ / ₈ " Backset dead bolt	2 ¹ / ₄ " x 1"	Square
A74421-000	2 ³ / ₈ " Backset dead bolt	2 ¹ / ₄ " x 1"	Radius
A74425-000	2 ³ / ₈ " Backset dead bolt	2 ¹ / ₄ " x 1 ¹ / ₈ "	Square
A76429-000	2 ³ / ₈ " Backset dead bolt	Drive-in	Round
A74430-000	2 ³ / ₄ " Backset dead bolt	2 ¹ / ₄ " x 1"	Square
A74431-000	2 ³ / ₄ " Backset dead bolt	2 ¹ / ₄ " x 1"	Radius
A74435-000	2 ³ / ₄ " Backset dead bolt	2 ¹ / ₄ " x 1 ¹ / ₈ "	Square
A76439-000	2 ³ / ₄ " Backset dead bolt	Drive-in	Round

Deadbolts for H2 Series - double cylinder deadlock function only

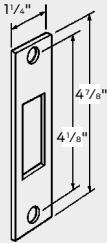
Catalog number	Description	Faceplate size	Corner
A84420-000	2 ³ / ₈ " Backset dead bolt	2 ¹ / ₄ " x 1"	Square
A84421-000	2 ³ / ₈ " Backset dead bolt	2 ¹ / ₄ " x 1"	Radius
A84425-000	2 ³ / ₈ " Backset dead bolt	2 ¹ / ₄ " x 1 ¹ / ₈ "	Square
A86429-000	2 ³ / ₈ " Backset dead bolt	Drive-in	Round
A84430-000	2 ³ / ₄ " Backset dead bolt	2 ¹ / ₄ " x 1"	Square
A84431-000	2 ³ / ₄ " Backset dead bolt	2 ¹ / ₄ " x 1"	Radius
A84435-000	2 ³ / ₄ " Backset dead bolt	2 ¹ / ₄ " x 1 ¹ / ₈ "	Square
A86439-000	2 ³ / ₄ " Backset dead bolt	Drive-in	Round

Specify finish: 606, 613, 626 or 630.

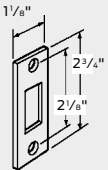
Options and accessories

Strikes, dust boxes and cam locks

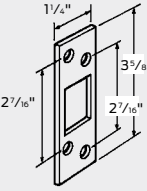
Strikes



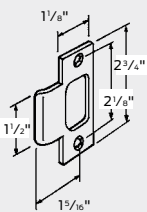
030020-000
ANSI Strike



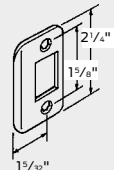
010018-001
Lipless strike



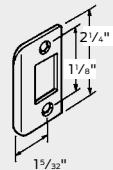
030290-000
T-strike or security



005075-000
T-strike, square corner



005051-000
Full lip, square corner



005051-001
Full lip, 1/4 radius corner

Dust boxes

B500-622
Metal dustbox reinforcer for 10-094 strike.

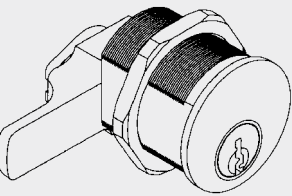


Mounted samples



Individual mounted lock samples are available in auxiliary locks. Mounted locks are fully operative, thus demonstrating their individual features. Light and portable, they may be easily carried for on-site demonstrations.

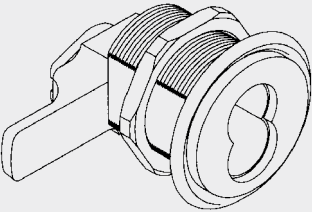
Cam locks



- Lazy action operation:**
- 1. Key rotates cam 90°.
 - 2. Set screw limits cam rotation to 90°
 - 3. Key removable in locked or unlocked position.

945 Standard cylinder cam lock

Cam lock for cabinet doors up to 3/4" thick. Large cam measures 1 1/2" center-to-end. Provided with two cam drivers to allow for rigid cam or lazy cam operation. Lock is field-reversible for right hand or left hand doors.



- Rigid driver operation:**
- 1. Key rotates cam 360°.
 - 2. Set screw limits cam rotation if required.
 - 3. Key removable in locked position only.

C945 SFIC (less core) cam lock

Cylinders: Furnished with solid brass plug and housing drilled with 6-pin chambers, pinned in 5 unless otherwise specified. Available with 6- or 7-pin interchangeable cores. Furnished with two (2) nickel silver keys standard.

Keyways: "G" keyways standard on standard cylinders. "A" keyway standard on I/C core cylinders.

How to order

For correct ordering, and to ensure no delays in processing of your order, the following descriptive data should be listed in the sequence shown. Necessary information can be found in other parts of this catalog. The example below shows an order for 20 each H2 locksets in the 101 Entry function, in a 626 (satin chrome) finish, to accommodate doors 1 3/4" thick with AA1- AA20 keying.

- **Quantity:** Indicate the quantity required.
- **Catalog number:** Select function number.
- **Cylinder type:** P = conventional cylinder, L=prepped for conventional cylinder, but less cylinder, B=prepped for SFIC, but less cylinder, BB=with Best style capped core, BDC=with disposable construction core, G=with Falcon slide cap core, H=with keyed construction core.
- **Finish:** When the finish is the same for the outside and inside trim, it is shown once (626). Outside finish always precedes inside finish on split finishes (605 x 625).
- **Bolt:** Standard deadbolts for H2 Series locks are non-UL listed. Available in 2 3/8" or 2 3/4" backsets.
- **Latches:** 2 3/4" backset is standard. 2 3/8" backset available. All latches are UL listed 3-hour A label.
- **Strike:** 2 3/4" x 1 1/8" lipless standard. Optional ANSI, T-strike, full lip strikes or security strike available.
- **Cylinder type:** For 6-pin, add 6-pin. For 7-pin, add 7-pin. 7-pin conventional cylinder is not available on the H Series.
- **Door hand:** Not required. All other locks are fully reversible.
- **Keying detail:** We suggest using the standard terms developed by the A.H.C. (Architectural Hardware Consultants).
 - Example: AA1 - Grand Master keyed, Master keyed, change key 1.
- **Interchangeable core:** Specify for 6 or 7 pin if ordering prepped for interchangeable core (SFIC). BD6 or BD7, GD6 or GD7, BB6 or BB7.
- **Keyways:** "G" is standard on regular cylinders. "A" is standard on interchangeable cores. Other keyways available. Please consult factory.
- **Additional keys:** Note the total number of keys required.
- **Large bow keys:** Add—"with large bow keys" under additional details.

How to order example

Qty.	Catalog number	Trim design	Finish	Latch	Strike	Cylinder	Detail
20	H2101	FLA	626	STD	STD	6-pin	AA1-AA20 1 3/4" DR