











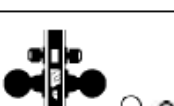


TRADEMARK HARDWARE

WORLD OF QUALITY HARDWARE

 Indicates interchangeable core available.

 Indicates indicator trim available.






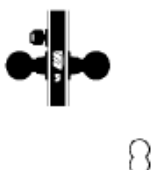



Catalog number	ANSI	Function outside/inside	Name	Description
MA101	F 01		Passage/closet latchset	Latch bolt operated by knob/lever from either side at all times.
MA161	F 31		Connecting room/exit lock	Latch bolt operated by knob/lever from inside. No trim outside. Auxiliary dead latch.
MA301	F 02		Privacy lock	Latch bolt operated by knob/lever from either side. Dead bolt operated by turn from inside and by emergency release from outside.
MA311	F 19		Privacy lock with inside lever release	Latch bolt operated by knob/lever from either side. Dead bolt operated by turn from inside and emergency release from outside. Operating inside knob/lever retracts both bolts.
MA321	F 22		Privacy lock with no entry lockout	Latch bolt operated by knob/lever from either side except when outside knob/lever is locked by inside turn. Operating inside knob/lever, closing door or operating outside emergency release unlocks outside knob/lever.
MA371	F 14		Store door lock	Latch bolt operated by knob/lever from either side. Dead bolt operated by key from either side.
MA381	F 09		Apartment exit lock	Latch bolt operated by knob/lever from either side, except when outside knob/lever is locked by key from inside. When outside knob/lever is locked, latch bolt is retracted by key from outside or by operating inside lever. Auxiliary dead latch.
MA411	F 30		Asylum lock	Latch bolt operated by key from either side. Both knobs/levers always inoperative. Auxiliary dead latch. Caution: Double cylinder locks on residences and any door, in any structure, which is used for egress are a life safety hazard in times of emergency and their use is not recommended. Installation should be in accordance with existing codes only.
MA431	F 34		Security lock with deadbolt	Latch bolt operated by knob/lever from either side except when outside knob/lever is locked from inside or outside by key. Dead bolt retracted by key from inside or outside. Operating inside knob/lever retracts both bolts and unlocks outside. Latch bolt dead locked when dead bolt is thrown.





TRADEMARK HARDWARE

WORLD OF QUALITY HARDWARE










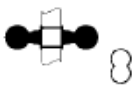
Catalog number	ANSI	Function outside/inside	Name	Description
MA441	F 32		Classroom security lock	Latch bolt operated by knob/lever from either side except when outside knob/lever is locked from inside or outside by key. When outside knob/lever is locked, latch bolt is retracted by key from inside or outside or by operating inside knob/lever. Auxiliary dead latch.
MA451	F 15		Hotel guest lock	Latch bolt operated by key from outside or by operating inside knob/lever. Outside knob/lever is always inoperative. Dead bolt projected by turn from inside and all keys except emergency key are shut out. Operating inside knob/lever retracts both bolts. Auxiliary dead latch.
MA521	F 04		Entry/office lock with button lockout	Latch bolt operated by knob/lever from either side except when outside knob/lever is made inoperative by buttons in face. When outside knob/lever is locked, latch bolt is retracted by key from outside or by operating inside knob/lever. Auxiliary dead latch. Outside knob/lever is unlocked by button on face.
MA531	F 12/ F 20		Apartment corridor lock	Latch bolt operated by knob/lever from either side, except when outside knob/lever is made inoperative by buttons in face. Dead bolt operated by key outside or turn inside. Key outside operates both bolts. Operating inside knob/lever retracts both bolts and outside remains locked. Latch bolt is deadlocked when outside knob/lever is made inoperative or when the dead bolt is projected. When dead bolt is retracted, knob/lever is unlocked by buttons in face.
MA541	F 21		Entry/office lock	Latch bolt operated by knob/lever from either side. Dead bolt operated by key from outside or turn from inside.
MA551	F 06		Holdback lock	Latch bolt operated by lever from either side except when outside lever is locked from outside by key. Latch bolt can be locked in a retracted position by key. When outside lever is locked, latch bolt is retracted by key from outside or by operating inside lever unless latch bolt has been locked in a retracted position. Auxiliary dead latch. To activate the Holdback Function – from the unlocked position rotate the outside lever/knob to retract the latchbolt. Rotate key 360°. Release lever/knob. To release Holdback Function, rotate key 360° clockwise. Note: Chassis is handed.
MA561	F 05		Classroom lock	Latch bolt operated by knob/lever from either side except when outside knob/lever is locked from outside by key. When outside knob/lever is locked, latch bolt is retracted by key from outside, or by operating inside knob/lever. Auxiliary dead latch deadlocks latchbolt when door is closed. Inside knob/lever always free for immediate exit.
MA571	F 13		Dormitory or exit lock	Latch bolt operated by knob/lever from either side. Dead bolt projected by key from outside and turn from inside. Operating inside knob/lever retracts both bolts and unlocks outside.
MA581	F 07		Storeroom lock	Latch bolt operated by key from outside or by operating inside knob/lever. Outside knob/lever is always inoperative. Auxiliary dead latch.





TRADEMARK HARDWARE

WORLD OF QUALITY HARDWARE

Catalog number	ANSI	Function outside/inside	Name	Description
MA621	F 08/ F 10		Apartment corridor lock with button lockout	Latch bolt is operated by knob/lever from either side, except when outside knob/lever is made inoperative by buttons in face. Dead bolt is operated by turn inside. Key outside operates both bolts. Outside knob/lever is unlocked by button on face.
MA641	NA		Dormitory lock	Latch bolt by knob/lever inside and key outside. Inside knob/lever free. Outside knob/lever rigid. Deadbolt by key outside or T-turn inside. Rotating inside knob/lever retracts both bolts. Deadlocking latch.
MA851	NA		Storeroom-fail safe (EL - 12 or 24V DC) (RX option - request to exit)	Latch bolt operated by knob/lever from either side except when outer knob/lever is electrically locked. When outer knob/lever is locked, latch bolt retracts by key in cylinder outside. Deadlocking latch. Note: Specify 12 or 24V DC.
MA881	NA		Storeroom-fail secure (EU - 12 or 24V DC) (RX option- request to exit)	Latch bolt operated by knob/lever from inside except when outer knob/lever is electrically unlocked, then latch bolt from either side. When locked, key in cylinder outside retracts latch bolt. Deadlocking latch. Note: Specify 12 or 24V DC.
MA911	F 29		Classroom dead lock	Key from outside operates dead bolt. Turn from inside retracts but does not project dead bolt.
MA921	F 18		Outside only deadlock	Dead bolt operated by key from outside only.
MA931	F 16		Two sided deadlock	Dead bolt operated by key from either side. Caution: Double cylinder locks on residences and any door, in any structure, which is used for egress are a life safety hazard in times of emergency and their use is not recommended. Installation should be in accordance with existing codes only.
MA941	F 17		Deadlock with inside turn	Dead bolt operated by key from outside and by turn from inside.
MA12	NA		Single dummy	Single dummy trim
MA18	NA		Double dummy	Double dummy trim

