















**TRADEMARK
HARDWARE**

WORLD OF QUALITY HARDWARE

PRODUCT SPECS

Catalog number	Function	Name	Description
RU101		Passage/closet set	Latch bolt by levers at all times.
RU301		Privacy lock	Latch bolt by levers. Outside lever locked by push button in inside lever. Rotating inside lever or closing door releases push button. Emergency release in outside lever unlocks door.
RU381		Apartment exit lock	Deadlocking latch bolt by levers except when outside lever is locked by key inside, then by key outside. Inside lever is always locked.
RU411		Asylum lock	Deadlocking latch bolt by key from either side at all times. Both levers inoperable.
RU501		Entry lock	Push button locking. Button on inside locks outside lever until unlocked by key or by rotating inside lever. Inside lever always free. Deadlocking latch bolt.
RU511		Entry/office lock	Turn/push button locking. Pushing and turning button locks outside lever requiring use of key until button is manually unlocked. Push button locking. Pushing button locks outside lever until unlocked by key or by rotating inside lever. Inside lever always free. Deadlocking latch bolt.
RU521		Office lock	Turn button locking. Turning button locks outside lever requiring use of key until button is manually unlocked. Inside lever always free. Deadlocking latch bolt.
RU561		Classroom lock	Deadlocking latch bolt by levers. Outside lever is locked by key in outside lever. Inside lever is always free.
RU571		Dormitory lock	Deadlocking latch bolt by levers except when locked by push button in inside lever. Key in outside lever locks or unlocks lever and releases button. Closing door releases push button. Inside lever always free.
RU581		Storeroom lock	Deadlocking latch bolt by lever inside or key outside. Outside lever is inoperable. Inside lever always free.
RU851		Storeroom (electrified-fail safe)	Latch bolt operated by lever from either side except when outer lever is electrically locked. When outer lever is locked (inoperable), latch bolt retracted by key in cylinder outside dead locking latch bolt. 24V/DC .185AMPS.
RU881		Storeroom (electrified-fail secure)	Deadlocking latch bolt operated by lever inside at all times. Outside lever inoperable until electrically unlocked, then latch bolt from either side. When outside lever is inoperable, latch bolt retracted by key in cylinder outside.



www.tmhardware.com



845-388-1300



845-388-1388



sales@tmhardware.com