



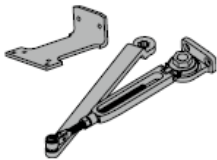
TRADEMARK HARDWARE

WORLD OF QUALITY HARDWARE



Regular arm, SC80A-3077PA

Non-handed arm with adjustable forearm assembly to accommodate a range of doors and frame reveal conditions. Mounts hinge side, top jamb or parallel arm. PA shoe included to allow installation in a parallel arm configuration.



Hold-open regular arm, SC80A-3049PA

Optional, non-handed, hold open arm with adjustable forearm assembly to accommodate a range of doors and frame reveal conditions. Mounts hinge side, top jamb or parallel arm. PA shoe included to allow installation in a parallel arm configuration.




Heavy duty arm, SC80A-3077HD

Optional, non-handed, stamped, heavy duty, parallel arm for use in high-traffic applications.



Dead stop arm, SC80A-3077DS

Optional, non-handed, stamped, heavy duty, parallel arm includes a positive mechanical stop and non-adjustable forearm assembly for high volume traffic or potentially abusive installation conditions.



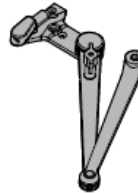
Dead stop hold-open arm, SC80A-3049DS

Optional, non-handed, stamped, heavy duty, hold-open parallel arm includes a positive mechanical stop and non-adjustable forearm assembly for high volume traffic or potentially abusive installation conditions. Also includes a manually selective hold-open function.



Spring-n-stop arm, SC80A-3077SS

Optional, non-handed, extra heavy-duty, forged parallel arm includes an integral spring stop and non-adjustable forearm assembly for high volume traffic or potentially abusive installation conditions.



Spring-n-stop hold-open arm, SC80A-3049SS

Optional, non-handed, extra heavy-duty, forged parallel arm includes an integral spring stop and non-adjustable forearm assembly for high volume traffic or potentially abusive installation conditions. Also includes a manually selective hold-open function.

