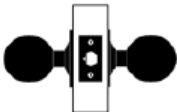

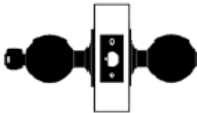
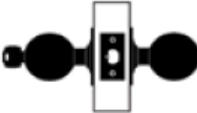
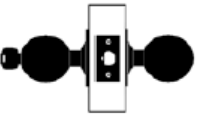
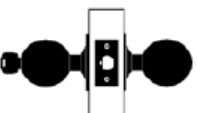
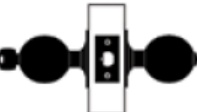





**TRADEMARK
HARDWARE**

WORLD OF QUALITY HARDWARE

Knob functions

| Catalog number | | Description | Description | ANSI no. |
|----------------|---|-------------------------|--|----------|
| W101 |  | Passage/closet set | Latch bolt by knob at all times. | F75 |
| W301 |  | Privacy lock | Latch bolt by knobs. Outside knob is locked by push button on inside knob. Rotating inside knob or closing door releases push button and frees outside knob. Inside knob is always free. Emergency release in outside knob unlocks door. | F76 |
| W501 |  | Entry lock | Push button locking. Button on inside locks outside knob until unlocked by key or by rotating inside knob. | F82 |
| W511 |  | Entry/office lock | Deadlocking latch bolt by knobs. Turn/push button locking. Pushing and turning button locks outside knob, requiring use of a key for unlocking the door until the button is manually unlocked. Pushing button locks outside knob until unlocked by key or by rotating inside knob. Inside knob is always free. | F109 |
| W561 |  | Classroom lock | Deadlocking latch bolt by knobs. Outside knob is locked by key in outside knob. Inside knob is always free. | F84 |
| W571 | | Corridor lock | Deadlocking latch bolt. Push button locking. Button on the inside locks outside lever until unlocked by key or by rotating inside lever. Closing the door releases button. Inside lever always free. ¹ | |
| W581 |  | Storeroom lock | Deadlocking latch bolt by knobs. Outside knob is always locked. Inside knob is always free. | F86 |
| W711 |  | Apartment entrance lock | Deadlocking latch bolt by knobs. Turn/push button locking. Pushing and turning button locks outside knob, requiring use of a key for unlocking the door until the button is manually unlocked. Pushing button locks outside knob until unlocked by key, by rotating inside knob, or by closing the door. Inside knob is always free. | |
| W12 |  | Single dummy | Single trim, surface-mounted rigid knob. | |

¹ This lock will unlock when the door is closed. If you want your door to remain locked when it closes, please purchase the 501 function.

