



**Trademark
HARDWARE**

INSTALLATION GUIDE

Read Before Installation:



Read before installation! Failure to do so may result in improper adhesion.

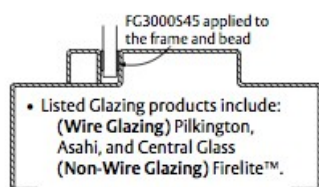
Storage and shelf life: All adhesive gaskets have a limited shelf life. This product must be used within 6 months of purchase and must be stored between 50°F and 100°F.

Before installing: The surface should be clean, dry and free of dust, grease, oil or solvents. Avoid quick dry primers which often leave a powdered, improperly adhered paint surface; this type of surface responds like dust, preventing good adhesion to self-sticking backings.

Application temperature: FG3000 will have the optimum adhesion when installed in a clean dry frame between 65°F (18°C) and 80°F (26°C). For proper performance, do not install on a frame at less than 50°F (10°C) or more than 100°F (37°C).

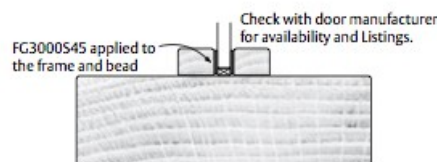
Installation Instructions:

FG3000S45 in 20-min. and 45-min. Sidelite / Borrowed Lite / Transom Lite on Hollow Metal Frame (Screen)



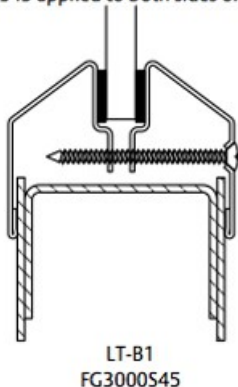
NOTE: Verify listings with Hollow Metal Manufacturer.

FG3000S45 in 20-min. Wood Sidelite / Borrowed Lite / Transom Lite with Wood Frame and All Wood Construction



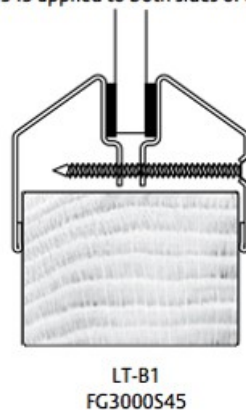
FG3000S45 in 20-min. and 45-min. Hollow Metal Doors

FG3000S45 applied to both sides of the frame



FG3000S45 in 20-min. and 45-min. Wood Doors

FG3000S45 applied to both sides of the frame



Door and frame must be manufactured by companies which are classified by Underwriters Laboratories Inc.® for the manufacturing and labeling of fire doors and frames. Warnock-Hersey (I.T.S.) listings are also available through participating manufacturers.