



AIR LOUVERS CATALOG

DIVISION 08 10 00

DIVISION 08 80 00

DIVISION 08 91 26

DIVISION 10 26 33

DOOR VISION LITES

GLAZING

DOOR LOUVERS

DOOR & FRAME PROTECTION



**TRADEMARK
HARDWARE**
WORLD OF QUALITY HARDWARE
WWW.TMHARDWARE.COM



ACTIVAR CONSTRUCTION PRODUCTS GROUP INC.



ABOUT AIR LOUVERS:

Air Louvers is a brand of the Activar Construction Products Group that manufactures and distributes standard and custom products for doors. For over 30 years, we have produced a full line of fire-rated vision frames, door louvers and protective door edges. As a complement to the vision frames, we also offer a selection of fire and safety-rated glazing for applications from 20 minutes to 3 hours, and specialty glass such as leaded, and ballistics-resistant. Our products are tested with Underwriters Laboratories® (UL) or Intertek – Warnock Hersey (WH-ETL) to meet current fire and safety standards for the US and Canada.

We serve the US market with many centrally-located warehouses that stock our most popular products for next day fulfillment. In addition, we operate two manufacturing facilities—Commerce, California and Bloomington, Minnesota, allowing us to provide lower cost local delivery from one of our multiple locations.

WARRANTY:

Vision Lites, Louvers, Privacy Screens, Kickplates, Pushplates, Pulls and Door Edges manufactured by Air Louvers are warranted to be free of defects in material and workmanship for the period of 5 years from date of shipment. We reserve the right to replace or repair any product found defective within this period.

Glazing products from Air Louvers are warranted to be free of defects in material and workmanship as described in the table - from date of shipment. We reserve the right to replace or repair any product found defective within this period.

Miniblinds are not included in this warranty. See website for more information.

[See website for complete warranties.](#)

GLAZING WARRANTY

ARM	ArmrShield	7 year limited warranty
BRG	Ballistics Resistant	5 year limited warranty
INSU	Insulated Glass Unit	5 year limited warranty
LAMI	Laminated Safety	5 year limited warranty
LEAD	LGShield	1 year limited warranty
POLY	Polycarbonate	5 year limited warranty
PPF	Pyran Platinum F	3 year limited warranty
PPL	Pyran Platinum L	5 year limited warranty
FGL	Fireglass 20	None
TEMP	Tempered glass	None
FL	FireLite NT	3 year limited warranty
FLP	FireLite Plus	5 year limited warranty
WS	Wireshield	3 year limited warranty

BUILDING, FIRE AND SAFETY CODES

Air Louvers fire-rated vision lites, louvers, and door edges have been tested to current IBC, ANSI, UL, ASTM, and NFPA standards, assuring that you are getting the right products to protect building occupants.

Glazing distributed by Air Louvers helps you to meet the Class A (Category II) safety standards for use in “hazardous locations” as defined by International Building Code and the Consumer Safety Protection Commission. We carry a range of fire-rated glazing products from 20 minute to 3 hours including both Fire Resistive and Fire Protective selections.

As always, consult your local Authority Having Jurisdiction (AHJ) for local building codes.

It is the responsibility of the customer to communicate specifications and product performance requirements that are needed for their application. This document is intended to convey potential product configurations and offerings. It is not to be used to imply or represent a specification or rating, of finished products shipped. Detailed, specific submittals can be created upon request. It is the responsibility of the customer to specify product accordingly to comply with local laws, codes, and ordinances.

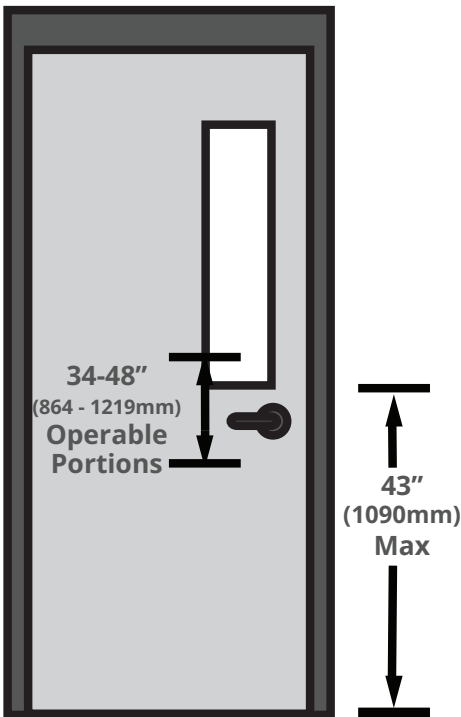


TABLE OF CONTENTS

- Glazing..... 2
- Vision Lites 6
- Standard PAKS 12
- Hurricane-Rated PAKS..... 13
- Mullions..... 14
- Privacy Products 15
- Louvers..... 16
- Door Protection..... 24

ICONS

-  Fire-rated
-  Impact-Rated
-  Fire Resistant
-  Leadlined
-  Fire Protective
-  Bullet-Resistant
-  Hurricane-Rated



MADE IN THE USA

Our metal products are proudly manufactured and assembled in the US in our two manufacturing facilities. Most of our products meet the standards for your ARRA, Buy American or Buy America project. Contact us for additional information.

ADA POSITIONING OF VISION LITES IN DOORS

Doors, Doorways and Gates [§206.5 and §404] Compliance is required for doors, doorways, and gates providing user passage on accessible routes. At least one accessible door, doorway, or gate serving each accessible room, space, and entrance must comply.

Vision/ Side Lights (§404.2.11) Accessible viewing height 43" maximum unless not intended for viewing (i.e., lowest part above 66") Note: Avoid conflicts with door handles or panic bars which may be mounted between 34" and 48", by careful planning of the vision lite location. The Slimline frame provides a low profile that works with panic hardware.



CLICK TO
PURCHASE 



PYRAN® PLATINUM F: PPF

 FIRE PROTECTIVE  UP TO 3 HOURS  CAT I & II

Neutral-colored glass-ceramic with surface-applied film

PRODUCT DETAILS:

Thickness: 3/16" (5mm)

Weight: 2.6 psf

Light Transmission: 80%

STC: 31

Compatible Frames: VLF, VLFEZ, VSLH

LISTINGS:

Fire Rating: Up to 3 hours

Testing Standards:

UL9, UL10B, UL10C, NFPA 80, NFPA 252, NFPA 257, CAN/ULC-S104, S106

Impact Safety Rating:

ANSI Z97.1 (Class A & B), CPSC 16CFR 1201 (Cat I & II), CAN/CGSB-12.1-M



PYRAN® PLATINUM L: PPL

 FIRE PROTECTIVE  UP TO 3 HOURS  CAT I & II

Laminate of two lites of neutral-colored glass ceramic

PRODUCT DETAILS:

Thickness: 3/8" (9.5 mm)

Weight: 4.31 psf

Light Transmission: 80%.

STC: 36

Compatible Frames: VLFIG, VLFEZIG, VSIG

LISTINGS:

Fire Rating: Up to 3 hours

Testing Standards:

ASTM E2074, ASTM-2010-01, UL9, UL10B, UL10C, NFPA80, 252 & 257, UBC 7-2, UBC 7-4, ULC CAN4-S104 & CAN4-S106

Impact Safety Rating:

ANSI Z97.1 (Class A & B), CPSC 16CFR 1201 (Cat I & II), CAN/CGSB-12.1-M



FIRELITE® NT: FL

 FIRE PROTECTIVE  UP TO 3 HOURS  CAT I & II

Standard grade polished glass ceramic with high performance surface applied fire-rated film

PRODUCT DETAILS:

Thickness: 3/16" (5 mm)

Weight: 2.56 psf

Light Transmission: 88%

STC: 35

Compatible Frames: VLF, VLFEZ, VSLH

LISTINGS:

Fire Rating: Up to 3 hours

Testing Standards:

UL9, UL10B, UL10C, CAN/ULC- S104, S106

Impact Safety Rating:

ANSI Z97.1 (Class A & B), CPSC 16CFR 1201 (Cat I & II)



FIRELITE PLUS®: FLP

 FIRE PROTECTIVE  UP TO 3 HOURS  CAT I & II

Two pieces of standard grade FireLite glass ceramic laminated together

PRODUCT DETAILS:

Thickness: 5/16" (8 mm)

Weight: 4 psf

Light Transmission: 85%

STC: 38

Compatible Frames: VSLH, VLFIG, VLFEZIG, VLFS10

LISTINGS:

Fire Rating: Up to 3 hours

Testing Standards:

UL9, UL10B, UL10C, CAN/ULC- S104, S106

Impact Safety Rating:

ANSI Z97.1 (Class A & B), CPSC 16CFR 1201 (Cat I & II)



FIREGLASS® 20: FGL

 **FIRE PROTECTIVE**  **UP TO 20 MINS**  **CAT I & II**

Tempered clear safety glass for twenty-minute doors tested without hose stream


PRODUCT DETAILS:

Thickness: 1/4" (6mm)
Weight: 3.0 psf
Light Transmission: 89%
STC: 31

Compatible Frames:
VLF, VLFEZ, VSLH

LISTINGS:

Fire Rating: Up to 20 minutes without hose stream
Testing Standards:
UL9, UL10B, UL10C, NFPA 80, NFPA 252
Impact Safety Rating:
ANSI Z97.1 (Class A & B), CPSC 16CFR 1201 (Cat I & II),
CAN/CGSB-12.1-M



WIRESHIELD™: WS

 **FIRE PROTECTIVE**  **UP TO 90 MINS**  **CAT I & II**

Annealed single glazing with safety film applied to one side & embedded diagonal 3/4 x 3/4" wire mesh

PRODUCT DETAILS:

Thickness: 1/4" (6mm)
Weight: 3.6 psf
Light Transmission: 84%
STC: 31

Compatible Frames:
VLF, VLFEZ, VSLH


LISTINGS:

Fire Rating: Up to 90 minutes
Testing Standards:
UL9, UL10B, UL10C, UBC 7-1(1997), UBC 7-2(1997), NFPA 80, NFPA257, CAN/ULC-S104, S106
Impact Safety Rating:
ANSI Z97.1 (Class A & B), CPSC 16CFR 1201 (Cat I & II)

ADDITIONAL OPTIONS:


Baroque: Horizontally-Oriented Wire Mesh

WHAT IS THE DIFFERENCE BETWEEN FIRE PROTECTIVE AND FIRE RESISTIVE GLAZING?



Fire Protective glass is designed to compartmentalize and prevent the spread of smoke and flames.

It does not prevent radiant heat transfer to the other side of the glass. Also known as an opening protective, it can be fire-rated up to 180 minutes with size limitations under the IBC. Fire Protective glass size in 60 and 90 minute doors in exit enclosures and exit passageways is limited to 100 square inches whether or not the building is sprinklered, to protect occupants from heat while exiting.



Fire Resistive glass will contain flame and smoke and blocks radiant heat.

Fire Resistive glass protects transmission of radiant heat through glass which can ignite combustible materials within 20 feet. Also known as a fire-resistive assembly, this type of glass does not allow the temperature rise on the non-fire side of the glass to exceed an average of 250° F. This glass is typically a multi-layer laminate of fire-resistive layers which when exposed to fire, expands, provides an insulated layer of protection that holds broken glass in place and prevents the spread of fire and smoke while preventing thermal heat radiation.



TEMPERED GLASS: TEMP

Tempered clear safety glass

PRODUCT DETAILS:

Thickness: 1/4" (6mm)
Weight: 2.5 psf
Light Transmission: 86%
STC:31

Compatible Frames:
VLF, VLFEZ, VSLH

LISTINGS:

Impact Safety Rating:
ANSI Z97.1 (Class A & B), CPSC 16CFR 1201 (Cat I & II)



ARMRSHIELD: ARM

Multiple layers of polycarbonate and PVB

PRODUCT DETAILS:

Thickness: 13/16", 1-1/16", 1-5/16" (20.6, 26.5, 33mm)
Weight: 5.1, 6.5, 8.1 psf
Light Transmission: 88, 72, 72
STC: 35, 36, 37

Compatible Frames*:
VLFIG, VLFEZIG, VSIG, VLFS10



LISTINGS:

Testing Standards:

ARM1: UL 752 Level 1
ARM2: UL 752 Level 2, ASTM F 1233.08 Class 5 & 2.4, ASTM F 1915.03 Grade 1, HP White TP 0500.03 Level IV Sequence 43
ARM3: UL 752 Level 3, ASTM F 1233.08 Class 5 & 2.5, ASTM F 1915.03 Grade 1, HPW TP 0500.03 Level IV, Sequence 43-44

Impact Safety Rating:
ANSI Z97.1 (Class A & B), CPSC 16CFR 1201 (Cat I & II)



BULLET RESISTANT GLASS: BRG

Multiple layers of laminate glass and PVB for interior or exterior use

PRODUCT DETAILS:

Thickness: 1-3/16", 1-1/2", 1-3/4" (30.1, 37.5, 45mm)
Weight: 15.5, 20.5, 23.0 psf
Light Transmission: --
STC: --

Compatible Frames*:
VLFIG, VLFEZIG, VLFS10



LISTINGS:

Testing Standards:

NIJ 0108.01
BRG 1: UL752 Level 1, ASTM C158, C1036, C1172
BRG 2: UL752 Level 2, ASTM C158, C1036, C1172
BRG 3: UL752 Level 3, ASTM C158, C1036, C1172

Impact Safety Rating:
ANSI Z97.1 (Class A & B), CPSC 16CFR 1201 (Cat I & II)

*Compatible frames vary based glass thickness. See Submittals for more information



INSULATED GLASS UNIT: INSU



Two panes of tempered glass with spacer in a sealed insulated glass unit.

PRODUCT DETAILS:

Thickness:

1/2" (1/8" temp, 1/4" spacer, 1/8" temp)
1" (1/4" temp, 1/2" spacer, 1/4" temp)

Compatible Frames:

VLFIG, VLFEZIG, VSIG, VLFS10

LISTINGS:

Impact Safety Rating:

ANSI Z97.1 (Class A & B), CPSC 16CFR 1201 (Cat I & II)



LAMINATED SAFETY GLAZING: LAMI



Multiple panes of annealed glazing separated by PVB film interlayers

PRODUCT DETAILS:

Thickness:

1/4" (1/8" annealed, 1/32" interlayer 1/8" annealed)
3/8" (1/8" annealed, 1/32" interlayer 1/4" annealed)
1/2" (1/4" annealed, 1/32" interlayer 1/4" annealed)

Compatible Frames:

VSLH, VLF, VLFEZ, VLFIG, VSIG, VLFEZIG, VLFS10

ADDITIONAL OPTIONS:

Tempered laminated glazing

LISTINGS:

Testing Standards:

ASTM E90, ASTM C1036, ASTM 1172, ASTM E413, ASTM E1332, ASTM E1886, ASTM E1996, ASTM F1233

Impact Safety Rating:

ANSI Z97.1 (Class A & B), CPSC 16CFR 1201 (Cat I & II)



LGSHIELD: LEAD



Single pane, leaded glazing for x-ray safety.

PRODUCT DETAILS:

Thickness: 5/16" (7-8.5 mm)

Weight: 7 psf

Light Transmission: 85%

Lead Equivalent †: 5 lb lead equivalency per square foot / 2mm / .078"

Compatible Frames:

VLFIG Leadlined, VLFEZIG Leadlined

ADDITIONAL OPTIONS:

Other lead equivalencies available. See submittals for more information.

LISTINGS:

Testing Standards:

Fed Spec DD-G-451, NCRP report #49 #147

Impact Safety Rating:

CPSC 16CFR 1201 (Cat I & II), ANSI Z97.1

GLAZING TAPE:

Glazing tape used on Air Louvers glazing and vision lite products.

Model	Description	Uses
GTAPE 200B	Standard glazing tape 1/16" 1/16" thick x 3/8" wide x 200 ft	Standard glazing tape for all applications.
FGS3000S90	Intumescent tape for wired glass 5/64" thick x 7/16" wide x 16 ft	Used with wired glazing. Required for larger exposed glazing areas.
GTAPEK-0F-33W	High temperature tape 3/16" thick x 9/16" wide x 32.8 ft	Used on FireLiteNT and FireLite Plus glazing when high temperature tape required for 90 minute ratings that exceed 1393 sq in.



SLIMLINE™ VISION LITE: VSLH

UP TO 3 HOUR

Low profile beveled vision lite for 3/16" to 5/16" thick glazing. Hem-strengthened, self-attaching with single-side fasteners.

PRODUCT DETAILS:

Size:

Minimum Size: 4" x 4"

Maximum Size: Maximum size fire-rating is determined by glass listing (for doors) and door manufacturer's listing

Material: 20 gauge cold rolled steel

Construction: 1-11/16" trim with radius corners, mitered and welded. Continuous glass retainer, countersunk mounting holes on non-corridor side.

Door Thickness: 1-3/4"

Standard Finish: Mineral bronze powder coat

Optional Powder Coat Finishes: Gray, black, flat black, white, silver, brass, sand, AMS beige, SC beige

GLAZING:

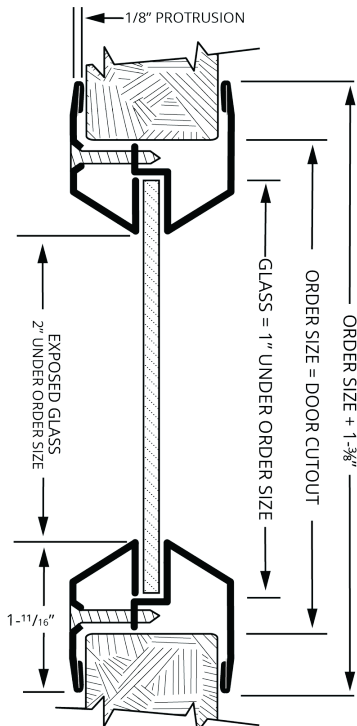
Glazing Thickness: 3/16" - 5/16"

Fire-Rated Glazing: PPF, FL, FLP, FGL, WS

Non-Rated Glazing: TEMP

FIRE RATING:

UL listed and labeled/stamped to ANSI/UL 10B, ANSI/UL 10C and CAN/ULC S104 when properly installed in rated and approved door. Ratings up to 180 minutes can be achieved depending exposed glazing size and area.



VSLH in Mineral Bronze

ADDITIONAL PRODUCTS:



Materials:

20 gauge 304 stainless steel #4 Finish
20 gauge galvalneal steel
20 gauge zinc plated steel



VSLR12:

12" diameter 20 gauge cold rolled steel

VSLR18:

18" diameter 20 gauge cold rolled steel



SLIMLINE WITH PRIVACY DOOR:

Slimline with privacy door with 20 gauge, hinged privacy door. This product is not fire-rated.



Mullions:

Vision lite with welded-on mullions for a divided lite look. See page 14.



VWLH:

Woodlite vision lite with .010" unfinished wood veneer to match door. See submittal for more information.



PAKs:

Complete "PAK" with vision frame, glazing & tape. Convenient combination assures glass/frame coordination. See Page 12.



SLIMLINE™ VISION LITE FOR IGUs: VSIG

 **UP TO 3 HOUR**

Low profile, beveled vision lite for glazing from 3/16" to 1-11/16" and/or non-standard doors. Self-attaching with single-side fasteners.

PRODUCT DETAILS:

Size:

Minimum Size: 4" x 4"

Maximum Size: Maximum size fire-rating is determined by glass listing (for doors) and door manufacturer's listing

Material: 20 gauge cold rolled steel

Construction: 1-11/16" trim with radius corners, mitered and welded. Continuous glass retainer, countersunk mounting holes on non-corridor side.

Door Thickness: 1" - 3"

Standard Finish: Mineral bronze powder coat

Optional Powder Coat Finishes: Gray, black, flat black, white, silver, brass, sand, AMS beige, SC beige



GLAZING:

Glazing Thickness:

UL Listing: 3/16" - 1-11/16"

Intertek Listing: 3/16" - 1"

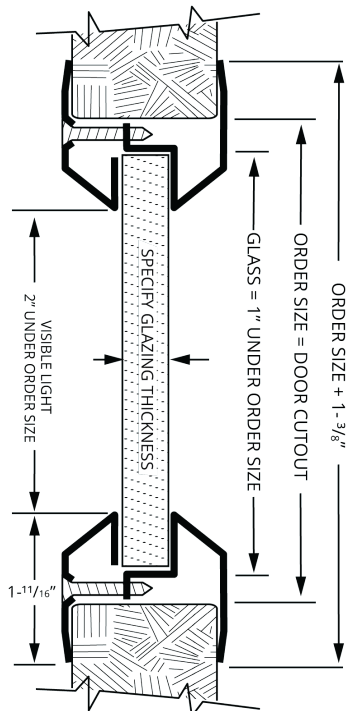
Fire-Rated Glazing: PPL

Fire-Rated Glazing (Non 1-3/4" Doors): PPL, PPF, FL, FLP, FGL, WS


Non-Rated Glazing: ARM, INSU, LAMI

FIRE RATING:

UL listed and labeled/stamped to ANSI/UL 10B, ANSI/UL 10C and CAN/ULC S104 when properly installed in rated and approved door. Ratings up to 180 minutes can be achieved depending exposed glazing size and area.



ADDITIONAL PRODUCTS:



Materials:

20 gauge 304 stainless steel #4 finish
20 gauge galvalneal steel
20 gauge zinc plated steel



VSIGMB:

Vision Lite with standard or custom miniblind. This product is not fire-rated. See page 12.



Mullions:

Vision lite with welded-on mullions for a divided lite look. See page 14.



VWLIG:

Woodlite vision lite with .010" paperbacked wood veneer to match door.

Minimum Size: 4" x 4"

Maximum Size: 48" x 77"



PAKS:

Complete "PAK" with vision frame, glazing & tape. Convenient combination assures glass/frame coordination. See Page 12.



THRUBOLT VISION LITE: VLF

UP TO 3 HOUR

Standard, multi-purpose, thru-bolted square profile vision lite for up to 3/16" to 1/4" thick glazing.

PRODUCT DETAILS:

Size:

Minimum Size: 4" x 4"

Maximum Size: Maximum size fire-rating is determined by glass listing (for doors) and door manufacturer's listing

Material: 18 gauge cold rolled steel

Construction: 1-1/4" trim with mitered and welded radius corners. Countersunk mounting holes on both sides.

Door Thickness: 1-3/4"

Standard Finish: Mineral bronze powder coat

Optional Powder Coat Finishes: Gray, black, flat black, white, silver, brass, sand, AMS beige, SC beige

GLAZING:


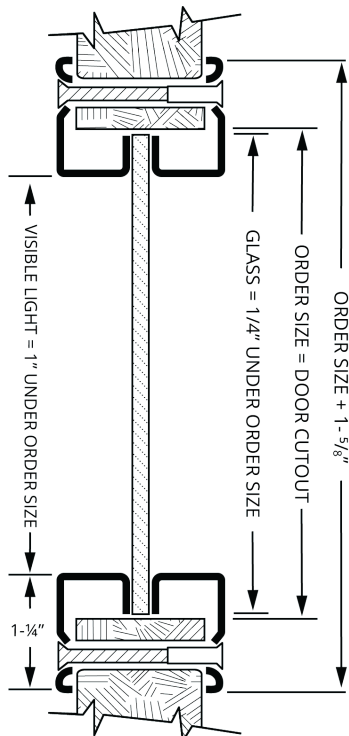
Glazing Thickness: 3/16" - 1/4"

Fire-Rated Glazing: PPF, FL, FGL, WS

Non-Rated Glazing: TEMP


FIRE RATING:

UL listed and labeled/stamped to ANSI/UL 10B, ANSI/UL 10C and CAN/ULC S104 when properly installed in rated and approved door. Ratings up to 180 minutes can be achieved depending exposed glazing size and area.



VLF in Mineral Bronze

ADDITIONAL PRODUCTS



Materials:

- 18 gauge 304 stainless steel #4 Finish
- 18 gauge galvanized steel
- 18 gauge zinc plated steel



VLFR12:


12" dia. 18 gauge cold rolled steel

VLFR18:

18" dia. 18 gauge cold rolled steel

VLFR24:

24" dia. 18 gauge cold rolled steel



VLFSG:

18 gauge vision lite with 12 gauge cold rolled steel grille welded to both sides of frame.



VLFPVC:

16 gauge privacy door on continuous hinges welded to vision lite. This product is not fire-rated.



VLFS10:

10 gauge cold rolled steel for security.

VLFS10SP:

11 gauge cold rolled steel with perforated steel speaker panel with staggered holes. This product is not fire-rated.



Mullions:

Vision lite with welded-on mullions for a divided lite look. See page 14.



THRUBOLT VISION LITE FOR IGUs : VLFIG

 UP TO 3 HOUR

Square profile, thru-bolted vision frame for glazing from 5/16" to 1-11/16" and/or non-standard doors.

PRODUCT DETAILS:

Size:

Minimum Size: 4" x 4"

Maximum Size: Maximum size fire-rating is determined by glass listing (for doors) and door manufacturer's listing

Material: 18 gauge cold rolled steel

Construction: 1-1/4" trim with mitered and welded radius corners. Countersunk mounting holes on both sides.

Door Thickness: 1" - 3"

Standard Finish: Mineral bronze powder coat

Optional Powder Coat Finishes: Gray, black, flat black, white, silver, brass, sand, AMS beige, SC beige

GLAZING:

Glazing Thickness: 5/16" - 1-11/16"


Fire-Rated Glazing: PPL, FLP

Fire-Rated Glazing (Non 1-3/4" Doors): PPL, PPF, FL, FLP, FGL, WS

Non-Rated Glazing: ARM, LEAD, BRG, INSU, LAMI

FIRE RATING:

UL listed and labeled/stamped to ANSI/UL 10B, ANSI/UL 10C and CAN/ULC S104 when properly installed in rated and approved door. Ratings up to 180 minutes can be achieved depending exposed glazing size and area.



VLFIG in Mineral Bronze

ADDITIONAL PRODUCTS:



Materials:

- 18 gauge 304 stainless steel #4 finish
- 18 gauge galvalneal steel
- 18 gauge zinc plated steel




Leadlined:

Vision frame with 1/16" lead sheeting applied for use with leaded glass.



VLFIGHRC PAK:

Vision frame with severe windstorm approval. See Page 13.



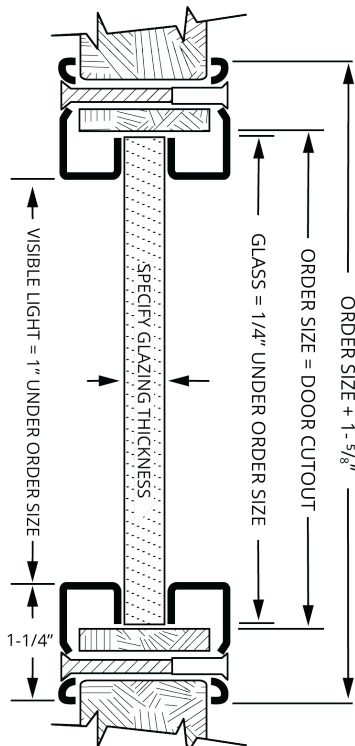
Mullions:

Vision lite with welded-on mullions for a divided lite look. See page 14.



PAKs:

Complete "PAK" with vision frame, glazing & tape. Convenient combination assures glass/frame coordination. See Page 12.





EZLINE VISION LITE: VLFEZ

UP TO 3 HOUR

Self-attaching, beveled vision lite with single side fasteners for 3/16" to 1/4" thick glass

PRODUCT DETAILS:

Size:

Minimum Size: 4" x 4"

Maximum Size: Maximum size fire-rating is determined by glass listing (for doors) and door manufacturer's listing

Material: 20 gauge cold rolled steel

Construction: 1-3/4" trim with radius corners, mitered and welded. Continuous glass retainer, countersunk mounting holes in the bevel on non-corridor side.

Door Thickness: 1-3/4"

Standard Finish: Mineral bronze powder coat

Optional Powder Coat Finishes: Gray, black, flat black, white, silver, brass, sand, AMS beige, SC beige

GLAZING:

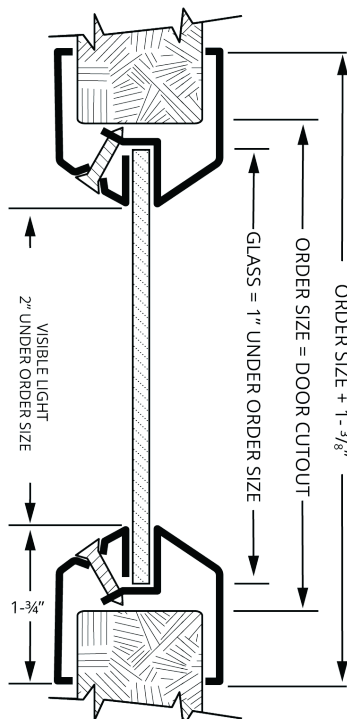
Glazing Thickness: 3/16"- 1/4"

Fire-Rated Glazing: PPF, FL, FGL, WS

Non-Rated Glazing: TEMP

FIRE RATING:

UL listed and labeled/stamped to ANSI/UL 10B, ANSI/UL 10C and CAN/ULC S104 when properly installed in rated and approved door. Ratings up to 180 minutes can be achieved depending exposed glazing size and area.



VLFEZ in Mineral Bronze

ADDITIONAL PRODUCTS:



Materials:

- 20 gauge 304 stainless steel #4 Finish
- 20 gauge galvanized steel
- 20 gauge zinc plated steel



VLFEZHRC PAK:

Vision frame with Florida product approval. See Page 13.



Mullions:

Vision lite with welded-on mullions for a divided lite look. See page 14.



PAKs:

Complete "PAK" with vision frame, glazing & tape. Convenient combination assures glass/frame coordination. See Page 12.



EZLINE VISION LITES FOR IGUs: VLFEZIG

UP TO 3 HOUR

Self-attaching, beveled vision lite for 3/16" to 1-11/16" glazing and/or non-standard doors. Single side fasteners.

PRODUCT DETAILS:

Size:

Minimum Size: 4" x 4"

Maximum Size: Maximum size fire-rating is determined by glass listing (for doors) and door manufacturer's listing
Material: 20 gauge cold rolled steel

Construction: 1-3/4" trim with radius corners, mitered and welded. Frame Projects 3/8", continuous glass retainer, countersunk mounting holes on non-corridor side.

Hole Location: Determined by the door to glazing thickness ratio. Typically glazing up to 1" is through bevel and up to 1-11/16" is through face.

Door Thickness:

UL Listing: 1" - 3"

Intertek Listing: 1-3/8" - 2-1/2"

Standard Finish: Mineral bronze powder coat

Optional Powder Coat Finishes: Gray, black, flat black, white, silver, brass, sand, AMS beige, SC beige

GLAZING:

Glazing Thickness:

UL Listing: 5/16" - 1-11/16"

Intertek Listing: 5/16" - 1"

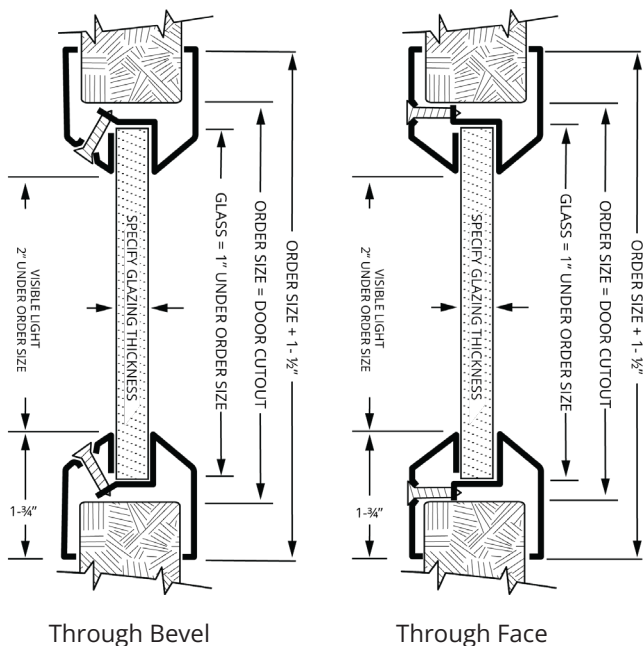
Fire-Rated Glazing: PPL, FLP

Fire-Rated Glazing (Non 1-3/4" Doors): PPL, PPF, FL, FLP, FGL, WS

Non-Rated Glazing: ARM, BRG, LEAD, INSU, LAMI

FIRE RATING:

UL listed and labeled/stamped to ANSI/UL 10B, ANSI/UL 10C and CAN/ULC S104 when properly installed in rated and approved door. Ratings up to 180 minutes can be achieved depending exposed glazing size and area.



VLFEZIG in Mineral Bronze

ADDITIONAL PRODUCTS:



Materials:

20 gauge 304 stainless steel #4 Finish
20 gauge galvalneal steel
20 gauge zinc plated steel



VLFEZIGMB:

Vision lite with standard or custom miniblind. This product is not fire-rated. See page 12.



Leadlined:

Vision frame with 1/16" lead sheeting applied for use with leaded glass



Mullions:

Vision lite with welded-on mullions for a divided lite look. See page 14.



PAKs:

Complete "PAK" with vision frame, glazing & tape. Convenient combination assures glass/frame coordination. See Page 12.



PAKS are all-in-one combination kits for adding vision lites to doors. The PAK consists of a vision lite, glazing, and glazing tape which has been pre-applied. Choose a vision lite, matching glazing and we will take care of sizing the glazing, applying the tape and packaging it. Vision Lite PAKs are available in multiple sizes.

SELECT A VISION LITE PAK



VISION LITES FOR 1-3/4" DOORS Slimline™ VSLH Ezline VLFEZ Thrubolt VLF Thrubolt Security VLFSG	+	GLAZING FOR ALL VISION LITES Pyran® Platinum F WireShield™ Fireglass20 Tempered Polycarbonate Firelite® NT Firelite Plus® (VSLH only)	+	TAPE APPLIED Standard glazing tape 1/16" <i>Others available</i>
				VISION LITES FOR IGUs & NON 1-3/4" DOORS Slimline™ VSIG Ezline VLFEZIG Thrubolt VLFIG Thrubolt Detention VLFS10

Call customer service for more information

POPULAR GLAZING FOR PAKS

PPF: PYRAN® PLATINUM F GLASS

Fire-rated from 20-180 minutes and safety-rated

TEMP: TEMPERED GLASS

Safety-rated but not fire-rated

WS: WIRESHIELD GLASS

Wired glass fire-rated 20-90 minutes and safety-rated

FL: FIRELITE® NT GLASS

Ceramic fire-rated 20-180 minutes and safety-rated

OTHER GLAZING AVAILABLE

VSIGMB & VLFEZIGMB PAK: VISION LITE MINIBLINDS

For maintenance-free privacy

PRODUCT DETAILS:

Door Thickness: 1-3/4"

Glazing: 1" Sealed unit with clear tempered glass.

Vision Frame Choices: VLFEZIG or VSIG frame. See pages 7 and 11 for detailed information including colors.

Standard Sizes:	9 x 37"	21 x 37"	23 x 49"
	9 x 65"	21 x 65"	23 x 65"
	15 x 65"	23 x 37"	23 x 81"

Standard Blinds: 1/2" white painted aluminum slats with tilt and lift operation

Custom Sizes:

Min Size: 14" x 14" blind size

Max Size: 35" x 67" blind size, not to exceed 17 sq. ft.

Custom Blinds: 1/2" painted aluminum slats tilt and lift operation

Custom Blind Color: White, tan, espresso, silver moon, slate gray





HURRICANE EZLINE PAK: VLFEZHRC PAK

FLORIDA PRODUCT APPROVED



For protection from wind-borne debris

PRODUCT DETAILS:

Size:

Minimum Size: 4" x 4"

Maximum Size: 23-⁵/₈" x 61-³/₈"

Material: 20 Gauge Galvanneal Steel

Construction: 1-¹/₄" trim with radius corners, mitered and welded. Continuous glass retainer, countersunk mounting holes in the bevel on non-corridor side.

Door Thickness: 1-³/₄"

Glazing: 1/4" Lexan®

Standard Finish: Mineral bronze powder coat

Optional Powder Coat Finishes: Gray, black, flat black, white, silver, brass, sand, AMS beige, SC beige

HURRICANE RATING:

Severe Windstorm Testing:

Intertek – Warnock Hersey listed and labeled to ASTM E330, E1886, E1996, ANSI 250.13 TAS 201, TAS 202, TAS 203

Design pressure +/- 55 psf, Impact resistance 350 ft-lbs, Missile D, Wind zone 4

Florida Product Approval

File # FL13187



HURRICANE THRUBOLT PAK: VLFIGHRC PAK

FLORIDA PRODUCT APPROVED



For protection from wind-borne debris

PRODUCT DETAILS:

Size:

Minimum Size: 4" x 20-1/4"

Maximum Size: 30" x 60-1/2"

Material: 18 Gauge Galvanneal Steel

Construction: 1-¹/₂" trim with mitered and welded corners, square return and countersunk mounting holes on both sides.

Door Thickness: 1-³/₄"

Glazing: 5/16" Hurricane Laminated; 1/8" Heat Strengthened glass - 0.075" Interlayer - 1/8" Heat Strengthened glass.

Standard Finish: Mineral bronze powder coat

Optional Powder Coat Finishes: Gray, black, flat black, white, silver, brass, sand, AMS beige, SC beige

HURRICANE RATING:

Severe Windstorm Testing:

Intertek – Warnock Hersey listed and labeled to ASTM E330, E1886, E1996, ANSI 250.13

Design pressure +/- 70 psf, Impact resistance 350 ft-lbs, Missile D, Wind zone 4

Florida Product Approval

File # FL13187



VISION LITES WITH MULLION

Add mullions for additional security or style

PRODUCT DETAILS:

Material:

VLF, VLFIG: 18 Gauge Cold Rolled Steel

VSLH, VLFEZ, VLFEZIG, VSIG: 20 Gauge Cold Rolled Steel

Mullion Width: 1"

Mullion Depth: 5/8"

Mullion Construction: Welded to both sides of vision lite at heads, sills and jamb, and butt to glass. Only one pane of glass required.

Door Thickness:

VSLH, VLF, VLFEZ: 1-3/4"

VSIG, VLFIG, VLFEZIG: 1" - 3"

Standard Finish: Mineral bronze powder coat

Optional Powder Coat Finishes: Gray, black, flat black, white, silver, brass, sand, AMS beige, SC beige

FIRE RATING:

UL listed and labeled to ANSI/UL 10B and ANSI/UL 10C when properly installed in rated and approved door. Ratings up to 3 hours can be achieved, depending on glazing used and maximum exposed area.

ADDITIONAL OPTIONS:

Mullion Sizes: 1/2" x 1/2", 1/2" x 3/4"

Materials:

Stainless steel #4 finish

Galvanneal steel

Zinc plated

FRM: FRAMED MULLIONS FOR TRANSOMS & SIDELITES

Add mullions for additional security or style.

PRODUCT DETAILS:

Material: 16 Gauge Cold Rolled Steel Tubes

Mullion Width: 3/4"

Mullion Depth: 3/4"

Mullion Construction: Mullions are welded at heads, sills and jamb, and butt to glass. Pre-drilled mounting holes are provided on the perimeter mullions. (Fasteners by others)

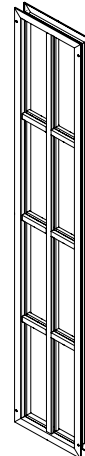
Standard Finish: Gray powder coat

Powder Coat Finishes: Mineral bronze, black, flat black, white, silver, brass, sand, AMS beige, SC beige

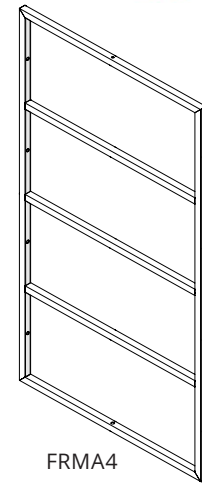
ADDITIONAL OPTIONS:

Materials:


16 gauge zinc plated steel



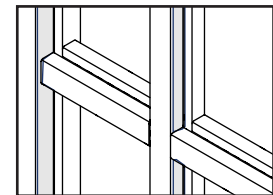
VLFIGB4



FRMA4

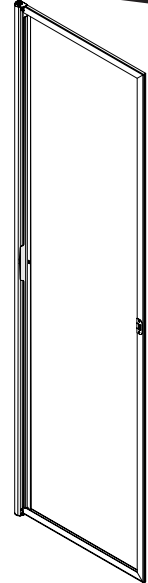
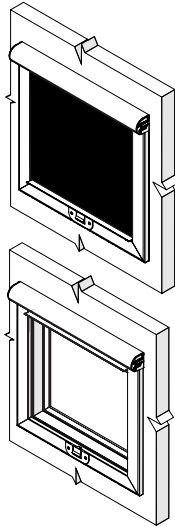


Mullion Detail



VLF Mullion Detail

	A	B	C
2	 A2	 B2	---
3	 A3	 B3	 C3
4	 A4	 B4	 C4
5	 A5	 B5	 C5



PS: VELO PRIVACY SCREEN FOR DOORS

Add privacy with the Velo Privacy Screen

PRODUCT DETAILS:

Size: Order in 1/8" Increments.

UL-Listed Sizes: Must have overall area (WxH) no less than 178.9 sq in and no larger than 1141.3 sq in.

Maximum UL-Listed Size: 31-3/8"x36-3/8"

Non UL-Listed:

Minimum Size: 5"x7"

Maximum Size: 31-3/8"x37-3/8"

Material: 18 Gauge Aluminum frame

Construction: 1-1/4" x 1/4" frame with radius corners, mitered & welded. 7/8" deep channels prevent light leaks.

Roller: Spring-operated roller in an aluminum housing with black plastic end caps. A black plastic push-button latch releases the shade to retract into the roller housing.

Shade: Durable, 100% opaque, black, light blocking fabric material attached to a rigid pull-down bar

Mounting: 1/2" wide adhesive backed hook and loop fastener must attach to a metal vision lite (and not to door, Woodlite, or wood stops) to maintain fire rating

Standard Finish: Mineral bronze powder coat

Optional Powder Coat Finishes: Gray, black, flat black, white, silver, brass, sand, AMS beige, SC beige

FIRE RATING:

UL listed and labeled (for applicable sizes) to maintain existing door, vision lite and glazing fire ratings up to 90 minutes for steel and wood doors, both temp-rise and non-temp-rise per ANSI/UL 10B (CAN/ULC-S104) & ANSI/UL 10C.

PSL: VELO PRIVACY SCREEN FOR SIDELITES

Add additional privacy with the Velo Privacy Screen for sidelites

PRODUCT DETAILS:

Size:

Minimum Size: 7" x 10"

Maximum Size: 22" x 88"

Order in 1/8" Increments

Material: 18 Gauge Aluminum frame

Construction: 1-1/4" x 1/4" frame with radius corners, mitered and welded. 7/8" deep channels prevent light leaks

Roller: A spring-operated roller in an aluminum housing with black endcaps. Push-button latch releases shade which is retracted into the roller housing.

Shade: A durable 100% opaque, black, light blocking fabric material attached to a rigid pull-bar

Mounting: Mechanically fastened to metal frame using fasteners provided

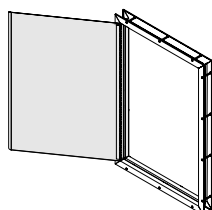
Standard Finish: Mineral bronze powder coat

Optional Powder Coat Finishes: Gray, black, flat black, white, silver, brass, sand, AMS beige, SC beige

FIRE RATING:

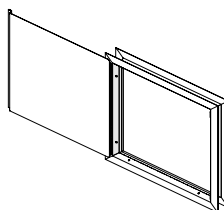
Not fire-rated

MORE PRIVACY OPTIONS



**THRUBOLT
PRIVACY DOOR**

See Page 8



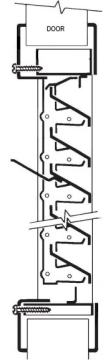
**SLIMLINE
PRIVACY DOOR**

See Page 6



MINIBLINDS

See Page 12



1900A SERIES: ADJUSTABLE FIRE-RATED Z-BLADE



For 1-3/4" steel or composite fire doors

PRODUCT DETAILS:

Size:

Minimum Size: 10" x 6"

Maximum Size: 24" x 24"

Frame Material: 18 gauge cold rolled steel

Frame Construction: Mitered and welded corners; screws fastened through prepared frame into louver core leaving corridor side of frame free of fasteners.

Blade Material: 16 gauge cold rolled steel


Blade Spacing: 1"

Door Thickness: 1-3/4"

Free Area: 45%

Standard Finish: Mineral bronze powder coat

Optional Powder Coat Finishes: Gray, black, flat black, white, silver, brass, sand, AMS beige, SC beige



1900ASG:

Has an additional 12 Gauge Security Grille welded to louver core on corridor side with 13/16" square openings 1" on center



OPERATION:

Adjustable blades pivot on cadmium-plated steel rivets. The blades are operated by a manual adjusting lever. A spring loaded fusible link mechanism is incorporated into the design. Upon melting of the link at 165° F, the action bar is actuated, thereby closing and locking all of the blades.

FIRE RATING:

UL listed and labeled to ANSI/UL 10B, ANSI/UL 10C and CAN/ULC S104 when properly installed in rated and approved door

ADDITIONAL OPTIONS:

Materials:

18 gauge zinc plated steel

Bird or Insect Screen: Attached to roll-formed frame on corridor side of door

1100 SERIES: ADJUSTABLE SINGLE Z-BLADE



For 1-3/8" to 1-3/4" doors

PRODUCT DETAILS:

Size:

Minimum Size: 8" x 6"

Maximum Size: 24" x 36"

Frame Material: 18 gauge cold rolled steel

Frame Construction: 1-1/4" trim, with mitered and welded corners and countersunk mounting holes. Louver frame is screwed into door from 2 sides.

Blade Material: 16 gauge cold rolled steel

Blade Spacing: 1"

Door Thickness: 1-3/8" - 1-3/4"

Mounting Options: 1100, 1100C, 1100A

Free Area: 45%

Standard Finish: Mineral bronze powder coat

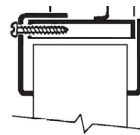
Optional Powder Coat Finishes: Gray, black, flat black, white, silver, brass, sand, AMS beige, SC beige

ADDITIONAL OPTIONS:

Materials: 16 gauge zinc plated steel

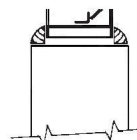
Bird or Insect Screen: Attached to roll-formed frame on corridor side of door

LOUVER MOUNTING OPTIONS FOR 1100 SERIES



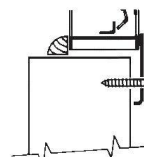
1100A:

Basic blade unit with flanged frame welded to corridor side and separate flanged frame on room side; frame adjustable to fit doors from 1-3/8" - 1-3/4" thick. 1-1/4" Trim mitered and welded corners.



1100:


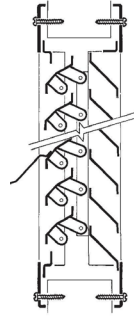
Core, basic blade unit only; for interior door or as transom louver held in place with wood or metal moulding (by others); any size door.



1100C:

Basic blade unit with single flanged frame welded to corridor side. Wood or metal moulding (by others) used on opposite side; fits any size door. 1-1/4" Trim mitered and welded corners.





1200A SERIES: ADJUSTABLE TWIN Z-BLADE

For 1-3/4" or larger wood or metal doors



PRODUCT DETAILS:

Size:

Minimum Size: 12" x 12"

Maximum Size: 24" x 36"

Frame Material: 18 gauge cold rolled steel

Frame Construction: Mitered and welded corners. Louver frame is screwed into door from 2 sides.

Blade Material: 18 gauge cold rolled steel

Blade Spacing: 1"

Door Thickness: 1-3/4" and larger

Free Area: 43%

Standard Finish: Mineral bronze powder coat

Optional Powder Coat Finishes: Gray, black, flat black, white, silver, brass, sand, AMS beige, SC beige

ADDITIONAL OPTIONS:

Materials:

18 gauge zinc plated steel

20 gauge 304 stainless steel #4 finish

Bird or Insect Screen: Attached to interior of louver

1400 SERIES: ALUMINUM STORM-PROOF Z-BLADE

For 1-3/8" to 1-3/4" weather-proof doors in exterior environments



PRODUCT DETAILS:

Size:

Minimum Size: 8" x 8"

Maximum Size: 48" x 90"

Frame Material: .063" thick 6063-T5 extruded aluminum

Frame Construction: 1-1/2" Trim with reinforced mitered corners

Blade Material: .063" thick 6063-T5 extruded aluminum

Blade Spacing: 1"

Door Thickness: 1-3/8" - 1-3/4"

Mounting Options: 1400, 1400C, 1400A

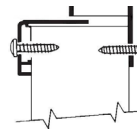
Free Area: 35%

Standard Finish: Mill

ADDITIONAL OPTIONS:

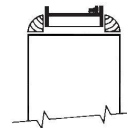
Bird or Insect Screen: Attached to roll-formed frame on non-corridor side of louver

LOUVER MOUNTING OPTIONS FOR 1400 SERIES



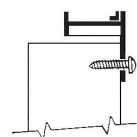
1400A:

Basic blade unit with flanged frame welded to corridor side and separate flanged frame on room side; frame adjustable to fit doors from 1-3/8" - 1-3/4" thick. 1-1/2" trim with reinforced mitered corners.



1400:

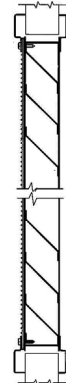

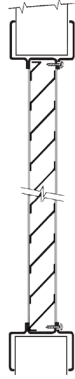
Core, basic blade unit only; for interior door or as transom louver held in place with wood or metal moulding (by others); any size door.



1400C:

Basic blade unit with single flanged frame welded to corridor side. Wood or metal moulding (by others) used on opposite side; fits any size door. 1-1/2" trim with reinforced mitered corners.





900 SERIES: STANDARD Z-BLADE

For 1-³/₈" to 1-³/₄" doors



PRODUCT DETAILS:

Size:

Minimum Size: 6" x 4"

Maximum Size: 48" x 80"

Frame Material: 18 gauge cold rolled steel

Blade Material: 18 gauge cold rolled steel

Blade Spacing: 1"

Door Thickness:

900A1: 1-³/₄"

900, 900C, 900A: 1-³/₈" - 1-³/₄"

Mounting Options: 900A1, 900, 900C, 900A

Free Area: 43%

Standard Finish: Mineral bronze powder coat

Optional Powder Coat Finishes: Gray, black, flat black, white, silver, brass, sand, AMS beige, SC beige

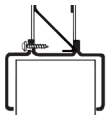
ADDITIONAL OPTIONS:

Materials:

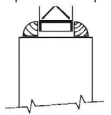
18 gauge zinc plated steel, 18 gauge 304 stainless steel #4 finish, 18 gauge galvalneal steel, 16 gauge cold rolled steel

Bird or Insect Screen: Attached to roll-formed frame.

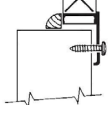
LOUVER MOUNTING OPTIONS FOR 900 SERIES



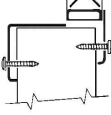
900A1: Self-attaching, vandal-proof design; basic blade unit with flanged frame welded to corridor side and separate removable flanged frame; fits 1-³/₄" door only. 1-¹/₄" Trim mitered and welded corners.



900: Core, basic blade unit only; for interior door or as transom louver held in place with wood or metal moulding (by others); any size door.



900C: Basic blade unit with single flanged frame welded to corridor side. Wood or metal moulding (by others) used on opposite side; fits any size door. 1-¹/₄" Trim mitered and welded corners.



900A: Basic blade unit with flanged frame welded to corridor side and separate flanged frame on opposite side; frame adjustable to fit doors from 1-³/₈" - 1-³/₄" thick. 1-¹/₄" Trim mitered and welded corners.



900FPL SERIES: EXTERIOR Z-BLADE

For 1-³/₄" doors in exterior environments for A1 application only



PRODUCT DETAILS:

Size:

Minimum Size: 10" x 10"

Maximum Size: 36" x 84"

Frame Material: 20 gauge galvalneal steel

Frame Construction: 2" trim, mitered and welded corners. Screws fasten through frame into louver core, leaving exterior side of frame free of fasteners.

Blade Material: 18 gauge galvalneal steel

Blade Spacing: 2-¹/₄"

Bird Screen: Standard. 1/4" galvanized steel mesh installed on room side of louver.

Door Thickness: 1-³/₄"

Free Area: 50%

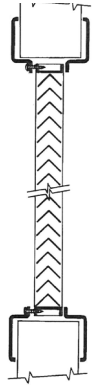
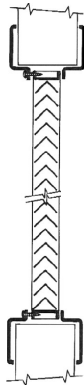
Standard Finish: Gray powder coat

Optional Powder Coat Finishes: Mineral bronze, black, flat black, white, silver, brass, sand, AMS beige, SC beige

ADDITIONAL OPTIONS:

Insect Screen: 18 x 14 mesh on removable frame

Insect Screen Options: Aluminum, bronze, fiberglass, stainless steel



600 SERIES: INVERTED V-BLADE

For 1-3/8" to 1-3/4" doors

PRODUCT DETAILS:

Size:

Minimum Size: 6" x 4"
Maximum Size: 24" x 80"

Frame Material: 18 gauge cold rolled steel

Blade Material: 20 gauge cold rolled steel

Blade Spacing: 1/2"

Door Thickness:

600A1: 1-3/4"
600, 600C, 600A: 1-3/8" - 1-3/4"

Mounting Options: 600A1, 600, 600C, 600A

Free Area: 60%

Standard Finish: Mineral bronze powder coat

Optional Powder Coat Finishes: Gray, black, flat black, white, silver, brass, sand, AMS beige, SC beige

ADDITIONAL OPTIONS:

Materials:

18 gauge zinc plated steel, 18 gauge 304 stainless steel #4 finish, 18 gauge galvalneal steel, 16 gauge cold rolled steel

Bird or Insect Screen: Attached to roll-formed frame



1300 SERIES: ALUMINUM INVERTED V-BLADE

For 1-3/8" to 1-3/4" doors in humid and exterior environments

PRODUCT DETAILS:

Size:

Minimum Size: 6" x 4"
Maximum Size: 24" x 80"

Frame Material: .050 aluminum

Blade Material: .050 aluminum

Blade Spacing: 1/2"

Door Thickness:

1300A1: 1-3/4"
1300, 1300C, 1300A: 1-3/8" - 1-3/4"

Mounting Options: 1300A1, 1300, 1300C, 1300A

Free Area: 60%


Standard Finish: Silver powder coat

Optional Powder Coat Finishes: Gray, black, flat black, white, brass, sand, AMS beige, SC beige, mineral bronze

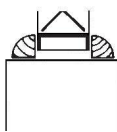
ADDITIONAL OPTIONS:

Bird or Insect Screen: Attached to roll-formed frame

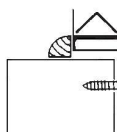
LOUVER MOUNTING OPTIONS FOR 600 & 1300 SERIES



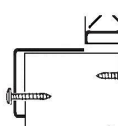
**600A1
1300A1**
Self-attaching, vandal-proof design; basic blade unit with flanged frame welded to corridor side and separate removable flanged frame; fits 1-3/4" door only. 1-1/4" Trim mitered and welded corners.



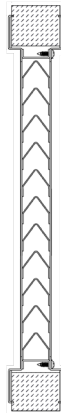
**600
1300:**
Core, basic blade unit only; for interior door or as transom louver held in place with wood or metal moulding (by others); any size door.



**600C
1300C:**
Basic blade unit with single flanged frame welded to corridor side. Wood or metal moulding (by others) used on opposite side; fits any size door. 1-1/4" Trim mitered and welded corners.



**600A
1300A:**
Basic blade unit with flanged frame welded to corridor side and separate flanged frame on opposite side; frame adjustable to fit doors from 1-3/8" - 1-3/4" thick. 1-1/4" Trim mitered and welded corners.



800 SERIES: INVERTED Y-BLADE

For 1-3/8" to 1-3/4" Doors

PRODUCT DETAILS:

Size:

Minimum Size: 6" x 4"

Maximum Size: 48" x 80"

Frame Material: 18 gauge cold rolled steel

Blade Material: 20 gauge cold rolled steel

Blade Spacing: 1"

Door Thickness:

800A1: 1-3/4"

800, 800C, 800A: 1-3/8" - 1-3/4"

Mounting Options: 800A1, 800, 800C, 800A

Free Area: 50%

Standard Finish: Mineral bronze powder coat

Optional Powder Coat Finishes: Gray, black, flat black, white, silver, brass, sand, AMS beige, SC beige

ADDITIONAL OPTIONS:

Materials:


18 gauge zinc plated steel, 18 gauge frame & 20 gauge blade stainless steel #4 finish, 18 gauge galvalneal steel, 16 gauge cold rolled steel

Bird or Insect Screen: Attached to roll-formed frame



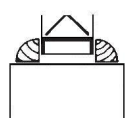
800A1S 1212 - Stainless Steel

LOUVER MOUNTING OPTIONS FOR 800 SERIES



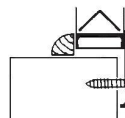
800A1:

Self-attaching, vandal-proof design; basic blade unit with flanged frame welded to corridor side and separate removable flanged frame; fits 1-3/4" door only. 1-1/4" trim mitered and welded corners.



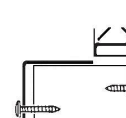
800:

Core, basic blade unit only: for interior door or as transom louver held in place with wood or metal moulding (by others); any size door.



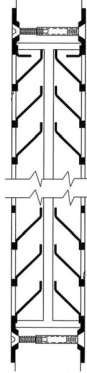

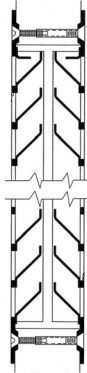

800C:

Basic blade unit with single flanged frame welded to corridor side. Wood or metal moulding (by others) used on opposite side; fits any size door. 1-1/4" Trim Mitered & Welded Corners.



800A:

Basic blade unit with flanged frame welded to corridor side and separate flanged frame on opposite side; frame adjustable to fit doors from 1-3/8" - 1-3/4" thick. 1-1/4" Trim Mitered & Welded Corners.



1500A SERIES: SECURITY INVERTED Y-BLADE



For Vandal-Proof Building Design

PRODUCT DETAILS:

Size:

Minimum Size: 6" x 6"

Maximum Size: 36" x 80"

Frame Material: 18 gauge cold rolled steel

Frame Construction: Security grille is welded to interior and exterior of louver with 13/16" square openings 1" on center. Thru-bolted to door.

Blade Material: 18 gauge cold rolled steel

Blade Spacing: 1"

Grille Material: 12 gauge cold rolled steel

Door Thickness: 1-3/4"

Free Area: 40%

Standard Finish: Mineral bronze powder coat

Optional Powder Coat Finishes: Gray, black, flat black, white, silver, brass, sand, AMS beige, SC beige

ADDITIONAL OPTIONS:

Materials:

18 gauge zinc plated steel, 16 gauge cold rolled steel

Bird or Insect Screen: Attached to interior of louver

1500AHR: HURRICANE-RATED INVERTED Y-BLADE



For Severe Windstorm & Exterior Environments

PRODUCT DETAILS:

Size:

Minimum Size: 6" x 6"

Maximum Size: 24" x 64"

Frame Material: 18 gauge zinc plated steel

Frame Construction: Security grille is welded to interior and exterior of louver with 13/16" square openings 1" on center. Thru-bolted to door.

Blade Material: 18 gauge zinc plated steel

Blade Spacing: 1"

Grille Material: 12 gauge zinc plated steel

Door Thickness: 1-3/4"

Free Area: 40%

Standard Finish: Mineral bronze powder coat

Optional Powder Coat Finishes: Gray, black, flat black, white, silver, brass, sand, AMS beige, SC beige

HURRICANE RATING:

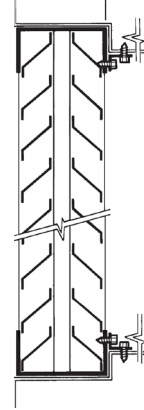

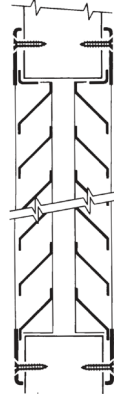
Severe Windstorm Rating:

Intertek - Warnock Hersey listed and labeled to ASTM E330, ASTM E1886, ASTM E1996, ANSI A250.13, TAS 201, TAS 202, TAS 203

Florida Product Approval: File # FL13341

ADDITIONAL OPTIONS:

Bird or Insect Screen: Attached to interior of louver



700A SERIES: INVERTED SPLIT Y-BLADE



For 1-3/8" or Larger Wood or Metal Doors

PRODUCT DETAILS:

Size:

Minimum Size: 6" x 4"

Maximum Size: 48" x 80"

Frame Material: 18 gauge cold rolled steel

Frame Construction: 1-1/4" trim, with mitered and welded corners and countersunk mounting holes. Louver frame is screwed into door from 2 sides.

Blade Material: 18 gauge cold rolled steel

Blade Spacing: 1"

Door Thickness: 1-3/8" minimum

Free Area: 50%

Standard Finish: Mineral Bronze Powder Coat

Optional Powder Coat Finishes: Gray, black, flat black, white, silver, brass, sand, AMS beige, SC beige

ADDITIONAL OPTIONS:

Materials:

18 gauge zinc plated steel

18 gauge 304 stainless steel #4 finish

18 gauge galvalneal steel

16 gauge cold rolled steel

Bird or Insect Screen:

Attached to interior of louver

700TL SERIES: INVERTED SPLIT Y-BLADE



For Hollow Metal Frames & Transoms

PRODUCT DETAILS:

Size: Multiple sections can be combined.

Minimum Size: 10" x 10"

Maximum Size: 36" x 36"

Frame Material: 18 gauge cold rolled steel

Frame Construction: "U" channel frame for flush mounting

Blade Material: 18 gauge cold rolled steel

Blade Spacing: 1"

Frame: For installation into hollow metal frame by others.

Free Area: 50%

Standard Finish: Gray powder coat

Optional Powder Coat Finishes: Mineral bronze, black, flat black, white, silver, brass, sand, AMS beige, SC beige

ADDITIONAL OPTIONS:

Materials:

20 gauge zinc plated steel

18 gauge 304 stainless steel #4 finish

18 gauge galvalneal steel

16 gauge cold rolled steel


Bird or Insect Screen: Attached to interior of louver




700A
Sand



700A
Flat Black



700TL
AMS Beige



700TL
White



BIRD SCREEN

Prevent birds and other small objects from interfering with louver operation. Available for all models except the 1100.

PRODUCT DETAILS:

Mesh Size: 1/4" x 1/4"


Material: Galvanized Steel

Install Location:

Most Models: Framed screen on exterior of louver, corridor side
700A, 700TL, 1500A, 1500AHR: Unframed screen between louver sections

Install Method: Louver design and space allowance determine whether the screen will be framed or unframed and whether screws, rivets or tape are used for fastening

Note: Standard on 900FPL, 1/4" screen installed on interior of louver



Framed 1/4" Bird Screen

INSECT SCREEN

Prevent insects from entering the louver and the building.

PRODUCT DETAILS:

Mesh Size: 18 x 14 per inch

Frame Material: Roll-Formed Aluminum

Screen Materials: Fiberglass, Aluminum, Bronze, Stainless Steel

Install Location:

Non-Adjustable Louvers: Exterior of louver, room side
A1 Frame & Adjustable Louvers: Exterior of louver, corridor side
700A, 700TL, 1200A, 1500A, 1500AHR: Unframed screen between louver sections


Install Method: Louver design and space allowance determine whether the screen will be framed or unframed and whether screws, rivets or tape are used for fastening



Framed Bronze Insect Screen



Framed Aluminum Insect Screen



Framed Fiberglass Insect Screen

FRAMED SCREEN ORDER SIZES

600A1, 800A1, 900A1, 1300A1	Opening size - 3/8"
600C, 600, 800C, 800, 900C, 900, 1100, 1300C, 1300, 1400A, 1400C, 1400	Opening size - 1/4"
600A, 800A, 900A, 1300A	Opening size + 3/8"
1100A, 1100C, 1900A, 1900ASG	Opening size + 1"

FRAMELESS SCREEN ORDER SIZES

700A, 700TL, 1200A, 1500A, 1500AHR	Opening size - 1/4"
------------------------------------	---------------------



Interior of Frameless Insect Screen



LATCH-SIDE DOOR EDGE: DL

UP TO 90 MIN

Protects exposed latch side of door when open. Commonly ordered three-sided.

PRODUCT DETAILS:

Material: 20 gauge cold rolled steel or 20 gauge 304 stainless steel #4 finish

Optional Astragal Material: 18 gauge cold rolled steel

Dimensions*: 1-3/4" x 1"

Maximum Height: 108"

Door Thickness: 1-3/4"

Standard Finish: Mineral bronze powder coat

Optional Powder Coat Finishes: Gray, black, flat black, white, silver, brass, sand, AMS beige, SC beige

ADDITIONAL OPTIONS:

Dimensions: Profile options, door thickness, leg width

Materials:

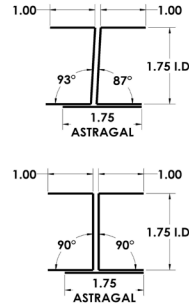
18 gauge cold rolled steel, 18 gauge stainless steel, 18 or 20 gauge galvanized steel, 18 or 20 gauge zinc-plated steel

Other: Leadlined, fire-rated marking

Note: Cannot be both leadlined and fire-rated

FIRE RATING:

Intertek - Warnock Hersey and labeled (upon request) for 90 minutes up to 108" maximum length per NFPA 252, UL10B, CAN/ULC S104, UL10C



Different Profiles and Materials may affect dimensions & listings. See submittals for details.

HINGE-SIDE DOOR EDGE: DH

Protects exposed hinge side of door when open. Commonly ordered two-sided.

PRODUCT DETAILS:

Material: 18 gauge 304 stainless steel #4 Finish

Dimensions: 1-11/16" x 7/8"

Maximum Height: 108"

Door Thickness: 1-3/4"

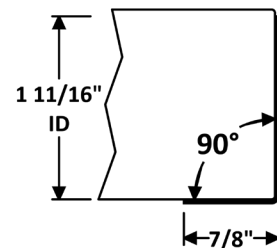
ADDITIONAL OPTIONS:

Dimensions: Profile options, door thickness, leg width

Materials:

18 or 20 gauge cold rolled steel, 20 gauge stainless steel, 18 or 20 gauge galvanized steel, 18 or 20 gauge zinc-plated steel

Optional Powder Coat Finishes: Mineral bronze, gray, black, flat black, white, silver, brass, sand, AMS beige, SC beige



ASTRAGALS: DA

UP TO 90 MIN

Standalone Astragal, help mitigate sound, light, weather, and smoke infiltration.

PRODUCT DETAILS:

Material: 1/8" cold rolled steel

Dimensions: 1/8" X 2"

Maximum Height: 108"

Door Thickness: 1-3/4"

Standard Finish: Mineral bronze powder coat

Optional Powder Coat Finishes: Gray, black, flat black, white, silver, brass, sand, AMS beige, SC beige

ADDITIONAL OPTIONS:

Materials:

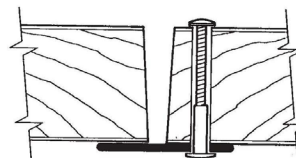
18 gauge 304 stainless steel #4 finish, 1/8" zinc-plated steel

Other: Leadlined, Fire-Rated Marking

Note: Cannot be both leadlined and fire-rated

FIRE RATING:

Intertek - Warnock Hersey listed and labeled (upon request) for 90 minutes up to 108" maximum length per NFPA 252, UL10B, CAN/ULC S104, UL10C





TERMINOLOGY

Non-Mortised: Air Louvers standard door edge that wraps around the width of the door

Mortised: Requires a recess to be cut in the door to accommodate the door edge

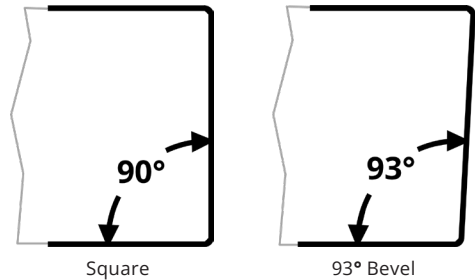
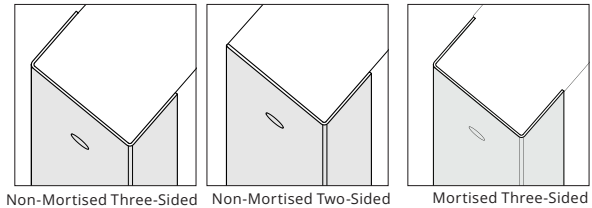
Three-Sided: Provides protection to edge and both sides of door

Two-Sided: Protects front edge and one side of door while maintaining clean look on the other

Square: 90° angle, measured on the “key” side of the door

Bevel: A non-90° angle, measured on the “key” side of the door. Door Angle is determined by the swing direction of the door; 93° for inswing doors and 87° for outswing doors.

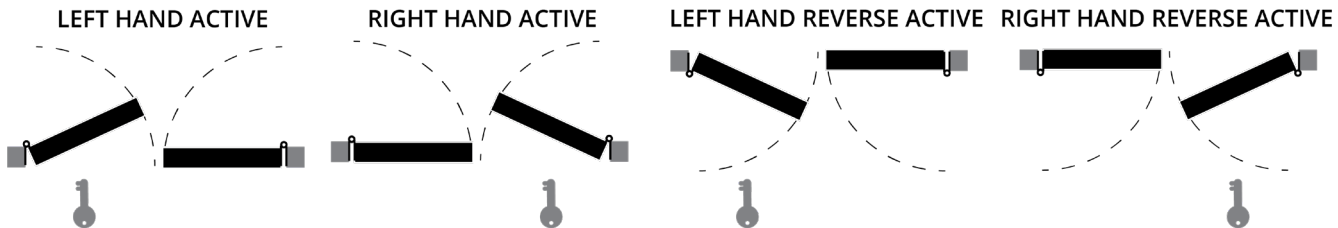
Astragal: Strip of material that covers the gap between a pair of doors. It helps reduce sound, light, weather and smoke infiltration. Sold as both an option on a door edge and as a standalone part.



UNDERSTANDING HANDEDNESS & ACTIVE VS NON-ACTIVE

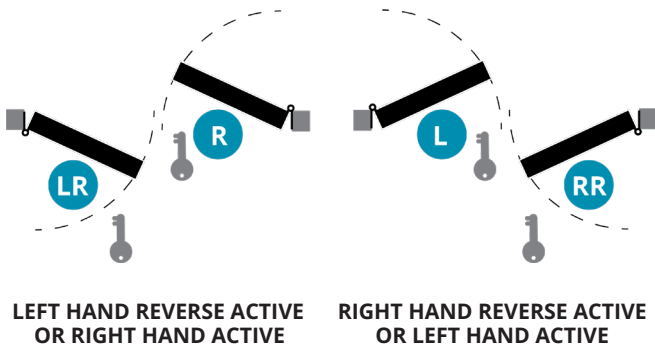
INSWING DOORS

REVERSE OR OUTSWING DOORS



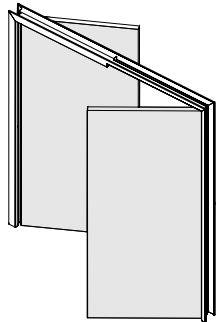
While facing the “key” (outside or secure) side of a pair of doors, the single door of the pair-- also called a leaf - is the “active” side if installed with a key. The inactive door can usually only be opened after the active door. Single doors will follow the same handing as the active door.

DOUBLE EGRESS



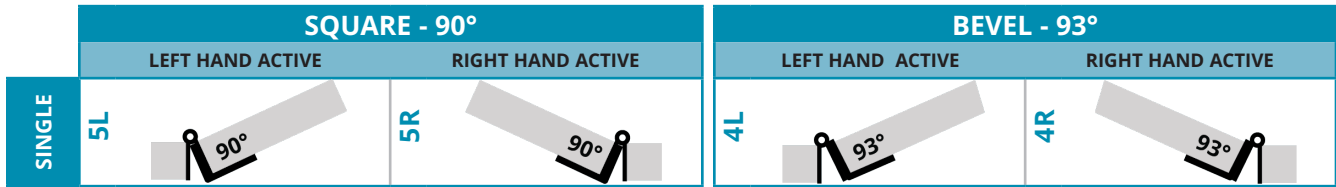
A pair of doors that swing in opposite directions, allowing traffic to use both directions without collision. Comes in pairs of 93° and 87° edges.

Double Egress Handing is different from normal double doors. Both doors in the pair will have the same handing. The most common handing is Left Hand Reverse Active. Depending on hardware placement this can also be referred to as Right Hand Active.

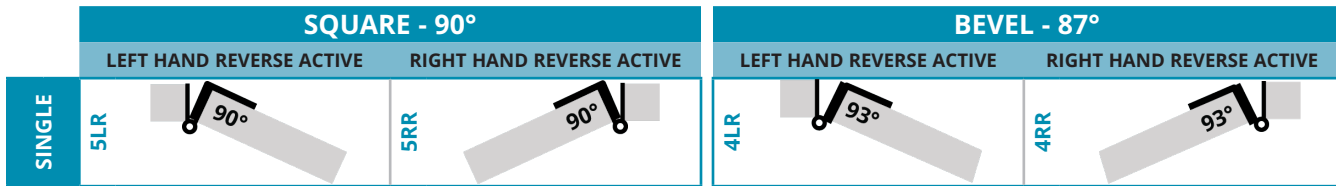




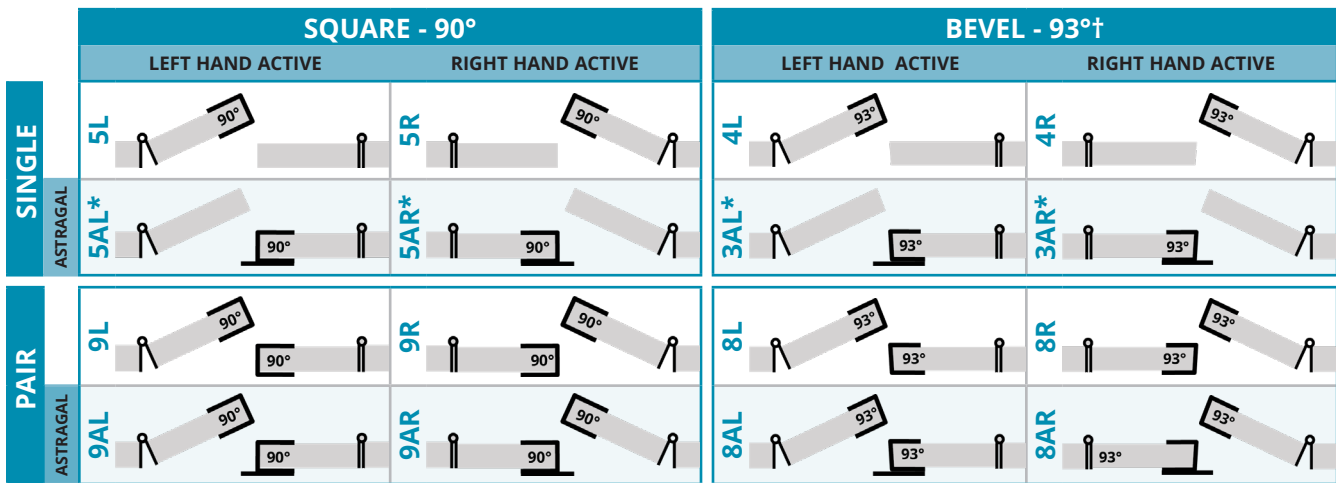
HINGE-SIDE DOOR EDGE - INSWING DOORS



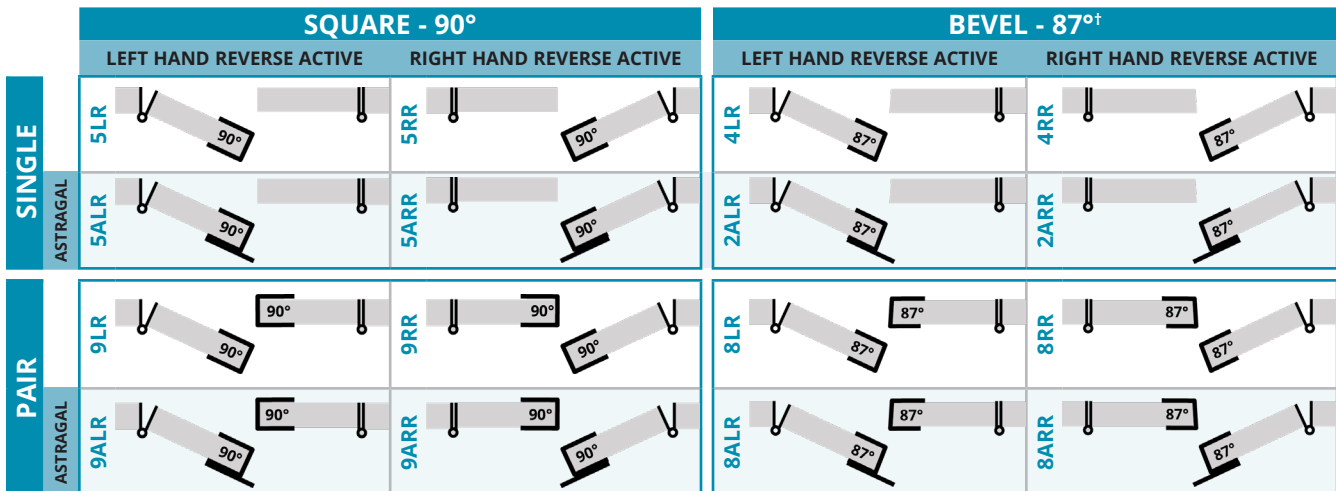
HINGE-SIDE DOOR EDGE - OUTSWING DOORS



LATCH-SIDE DOOR EDGE - INSWING DOORS



LATCH-SIDE DOOR EDGE - OUTSWING DOORS



Charts Depict bottom of page as key side of door

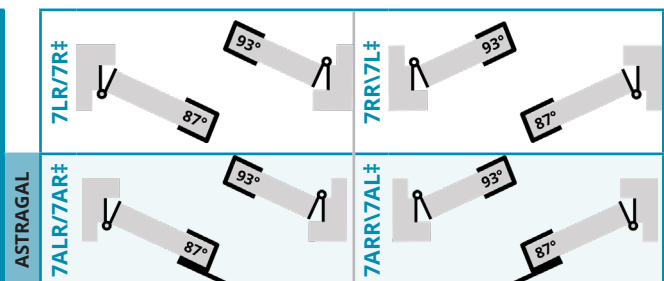
* Inswing doors take an astragal on the inactive side. Standard active inswing leaves cannot have astragal.

† Bevel measured on angle of "Key Side".

‡ Double Egress Handing is determined by hardware. See submittal.



DOUBLE EGRESS





HIAWATHA SERIES DOOR PROTECTIVE PLATES: KP

Aluminum and stainless steel kickplates help protect your door from the wear and tear of daily use. Custom sizes, options, and cutouts allow for our kickplates to fit your project's exact needs.

PRODUCT DETAILS:


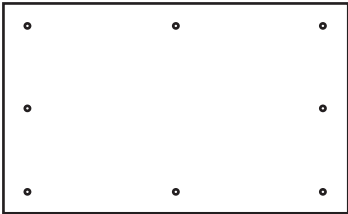
- Material:** .05" aluminum or 18 ga 304 stainless steel
- Finishes:** Clear anodized US28 aluminum, #4 finish stainless steel
- Features:** Straight edges, punched holes
- Fasteners:** #6 x 5/8" Philips head screws

ADDITIONAL OPTIONS:

Other thicknesses, cutouts, beveling, countersinking, two-sided tape applied, torx screws


STANDARDS:

ANSI/BHMA A156.6 Architectural Door Trim: J101, J102, J103




Mop Plate

Up to 8" H x 48" W
ANSI 156.6 J103




Kick Plate

6" to 12" H x 48" W
ANSI 156.6 J102




Stretcher Plate

6" to 12" H x 48" W
ANSI 156.6 J103



Armor Plate

Up to 48" W & H
ANSI 156.6 J101



Cutout Examples

When ordering please attach drawing with dimensions.





HIAWATHA SERIES PUSH PLATES: PP

Cleaning the touch points on doors is easier when protected by push plates of stainless steel or aluminum. Order a custom size or select from ten standard sizes.

PRODUCT DETAILS:

Material: .05" aluminum or 18 gauge 304 stainless steel

Finishes: Clear anodized US28 aluminum, #4 finish stainless steel

Features: Beveled edges, countersunk holes

Fasteners: #6 x 5/8" Phillips head screws


STANDARDS:

ANSI/BHMA A156.6 Architectural Door Trim: J301

This is not a fire-rated product

ADDITIONAL OPTIONS:

Custom sizing, cutouts, no holes, torx screws




PP200

PP210

DIMENSIONS	PP200		PP210	
	Square Corners		1/2" Radiused Corners	
3" x 12"	PP200A	.7 lb	PP210A	.7 lb
3" x 15"	PP200B	1 lb		
3-1/2" x 14"	PP200C	.9 lb		
3-1/2" x 15"	PP200D	.9 lb	PP210D	.9 lb
3-1/2" x 16"	PP200E	1 lb		
4" x 16"	PP200F	1 lb	PP210F	1 lb
4" x 20"	PP200G	1.3 lbs	PP210G	1.3 lb
6" x 16"	PP200H	1.5 lbs	PP210H	1.5 lbs
7-1/2" x 15"	PP200J	2 lbs		
8" x 16"	PP200K	2 lbs	PP210K	2lbs



Square Corners



Radiused Corners



AIR LOUVERS COLORS


Air Louvers door edges, vision lites & louvers are painted using a VOC-free electrostatic painting process that causes the paint to be attracted to all exposed surface areas of the metal. This method yields a continuous coat of paint both inside and outside of the part providing excellent protection against moisture and dust, giving your product the longest lifespan possible. Colors shown in this catalog are approximate. Contact us at sales@activarcpg.com to request a sample.



Bronze | B



AMS Beige | AB




SC Beige | SB




Sand | S




Brass | BA




Black | BK



Flat Black | FB



Gray | G




Silver | SI




White | W

WOODLITE VENEER OPTIONS

Wood does not have a finish - to be supplied by others. Colors shown in this catalog are approximate. Contact us at sales@activarcpg.com to request a sample.




Maple | MA




White Birch | WB




Cherry | CH




Fir - Vertical Grain | VGF




Red Oak | RO



Mahogany | MAR
(African Ribbon Striped)





Red Oak Rift | ROR



Walnut | WN

NEW! From Air Louvers Weatherstrip & Thresholds



CHECK OUT ALL OUR BRANDS WITH A VARIETY OF PRODUCTS!

Manufacturing locations: Bloomington, MN | Commerce, CA | Fort Myers, FL | Burnaby, BC, Canada

Warehouses: Dallas, TX | Chicago, IL | Seattle, WA | Atlanta, GA | Lancaster, PA | Salt Lake City, UT



FIRE PROTECTION

ACCESS PANELS

ROOF HATCHES

**ENTRANCE MATS
& GRILLES**

FLOOR DOORS



800-554-6077

sales@activarcpg.com

www.activarcpg.com

ACTIVAR CONSTRUCTION PRODUCTS GROUP INC.

