



**AIR
LOUVERS**



**TRADEMARK
HARDWARE**
WWW.TMHARDWARE.COM

Privacy Options for Doors

<u>Model</u>	<u>Description</u>	<u>Page</u>
PS	Velo™ Privacy Screen Add-on for Existing Vision Frames NEW SIZES AND NEW RATING!!	P2
PSL	Velo™ Privacy Screen for Sidelites New Product	P3
VLFPVC™	VLF Frame with Metal Privacy Door Attached	P4
VSLIGMB™	VSL Slimline Vision Frame with Integral Miniblind	P5
VLFEZIGMB™	VLFEZ Vision Frame with Integral Miniblind	P5
VISTA	Moveable Privacy Glass Secure Vision Panel	P6 See
PDVSL™	VSL Frame with Metal Privacy Door Attached	website

© Activar Construction Products Group, Inc 2016

ALPDS1605

800-554-6077

ACTIVAR^{INC.}
CONSTRUCTION PRODUCTS GROUP

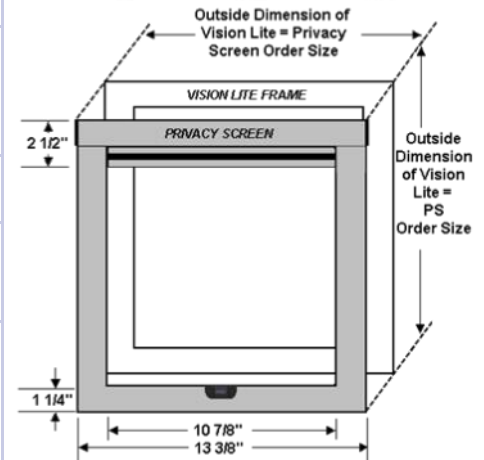
FIND THE MOST CURRENT PRODUCT INFORMATION AT ACTIVARCPG.COM/AIR-LOUVERS

P2 VELO™ PRIVACY SCREEN: ADD-ON TO EXISTING VISION LITES—PS REV A

An Attractive, Cost-Effective Way to Add a Velo Privacy Shade to Existing Vision Lites, — Provides Complete Black-out, Attaches in Seconds. US Patent-pending. UL- Listed for up to 90 Minute Doors. Now in Sizes to Fit up to 30" x 36" Half Lites!

SPECIFICATIONS:

Construction:	1-1/4" x 1/4" frame on 4 sides with radius corners, mitered and welded. 7/8" deep slots on both sides do not allow any light—even on the edges.
Material:	18 gauge aluminum frame. Roller Unit extends 1" from frame face.
Roller:	A spring-operated roller in an aluminum housing with black endcaps allows for controlled opening and closing of the unit. Push-button latch releases shade which is retracted into the roller housing.
Shade:	A special durable 100% opaque, black, light blocking fabric material, is attached to a rigid pull-down bar mounted into the side channels. The shade slides up and down with ease and locks into position when latched.
Powder Coat Finishes for Frame:	____ (B) Mineral Bronze (standard color) ____ (FBK) Flat Black ____ (G) Gray ____ (BK) Black ____ (W) White ____ (SB) SC Beige ____ (SI) Silver ____ (S) Sand ____ (R) Red ____ (AB) AMS Beige We do not recommend field painting of this product. View Colors Online
Sizes:	Minimum UL-listed size 13" x 13" or 169 in ² , Maximum 31 3/8" W x 37 3/8" H. Minimum non-UL-listed size 5" W x 7" H, Maximum 31 3/8" W x 37 3/8" H.
Installation:	Attach to installed vision lite using 1/2" wide 3M Dual Lock™ provided. Thickness of the vision lite or construction material does not matter as long as there is a flat 5/8" frame on which to mount the privacy screen.
UL10c UL-Listing:	Tested to maintain existing door, vision kit and glazing ratings up to 90 minutes for: Steel and wood doors, both temp-rise and non temp-rise. The Velo Privacy Screen must be attached to a metal vision frame kit, not to the door itself, wood vision frame kits or to wood stops. UL-listed models for side lites, transoms and borrowed lite assemblies and installation on non-metal frame kits are not available at this time, but are in development. See File # R38628



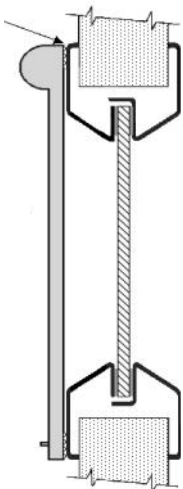
ORDERING: THE MOST IMPORTANT THING TO CONSIDER WHEN ORDERING IS VISION FRAME SIZE. MEASURE YOUR OUTSIDE FRAME DIMENSIONS. THE OUTSIDE DIMENSIONS OF THE PRIVACY SCREEN SHOULD BE EQUAL TO THE SIZE OF YOUR VISION FRAME IN ORDER TO HAVE A PROFESSIONAL-LOOKING INSTALLATION.

FOR VISION LITE MODELS AND SIZES, NOT SHOWN BELOW, COMPLETE THE FOLLOWING:

OUTSIDE DIMENSIONS OF EXISTING VISION LITE: _____" W _____" H

Qty	Privacy Screen Model # (Bronze)	Air Louvers VSL & VLFEZ Frames for Openings in These Sizes W x H	Opening in Privacy Shade W x H	Outside Dimensions of Vision Lite
	PS-13G13GB	12" x 12"	10 7/8" x 9-5/8"	13 3/8" x 13 3/8"
	PS-06G36GB	5" x 35"	3 7/8" x 32 5/8"	6 3/8" x 36 3/8"
	PS-07G28GB	6" x 27"	4 7/8" x 24 5/8"	7 3/8" x 28 3/8"
	PS-07G37GB	6" x 36"	4 7/8" x 33 5/8"	7 3/8" x 37 3/8"
	PS-08G23GB	7" x 22"	5 7/8" x 19 5/8"	8 3/8" x 23 3/8"
	PS-09G33GB	8" x 32"	6 7/8" x 29 5/8"	9 3/8" x 33 3/8"
	PS09G37GB	8" x 36"	6 7/8" x 33 5/8"	9 3/8" x 37 3/8"
	PS25G25GB	24" x 24"	22 7/8" x 21 5/8"	25 3/8" x 25 3/8"
	PS25G37GB	24" x 36"	22 7/8" x 32 5/8"	25 3/8" x 37 3/8"

3M Dual Lock® Attachment to Vision Lite



Typical Vision Lite with Velo Privacy Screen Installed Side View

ORDER SIZE = VISION LITE FRAME OUTSIDE DIMENSIONS

Interpretation of Fire and Building Codes May Vary. Consult with the Local Authority Having Jurisdiction (AHJ) to determine appropriate standards.

 <small>CONSTRUCTION PRODUCTS GROUP</small>	Distributor:	Width: _____ x Height: _____
	Contractor:	Quantity: _____ Project: _____
	Customer Signature Verifying Outside Vision Lite Dimensions (Required):	Width & Height Above to be Outside Dimensions
		Date: _____ Version: ALPDS1605
800-554-6077 QUOTES@ACTIVARCPG.COM ORDERS@ACTIVARCPG.COM SALES@ACTIVARCPG.COM Fax: 952-835-2218 Visit WWW.ACTIVARCPG.COM FOR THE MOST UPDATED PRODUCT INFORMATION BEFORE ORDERING • © ACTIVAR CONSTRUCTION PRODUCTS GROUP, INC 2016 MFG: COMMERCE CA, BLOOMINGTON, MN • WAREHOUSES: LANCASTER PA, ATLANTA GA, CHICAGO IL, SEATTLE WA, FORT MYERS FL, DALLAS TX, FARGO ND, OMAHA NE		

VELO™ PRIVACY SCREEN: ADD-ON TO EXISTING SIDE LITES—PSL REV A P3

An Attractive, Cost-Effective Way to Add a Privacy Shade to SideLites, Provides Complete Black-out, Attaches in Seconds. Can be Installed on Glass Stop or on Face of the Assembly.

SPECIFICATIONS:

Construction:	Aluminum 1-1/4" x 1/4" frame on 4 sides with radius corners, mitered and welded. 7/8" deep slots on top and bottom do not allow any light to penetrate—even on the edges.
Roller:	A spring-operated roller in an aluminum housing allows for controlled opening and closing of the unit. Push-button latch releases shade which is retracted into the roller housing. Tested to 10,000 cycles.
Shade:	A durable 100% opaque black, light blocking fabric material, attached to a rigid pull-bar mounted into the top and bottom channels. The shade slides with ease and locks into the closed position.
Powder Coat Finishes for Frame:	____ (B) Mineral Bronze (standard color) ____ (FBK) Flat Black ____ (G) Gray ____ (BK) Black ____ (W) White ____ (SB) SC Beige ____ (SI) Silver ____ (S) Sand ____ (R) Red ____ (AB) AMS Beige We do not recommend field painting of this product. View Colors Online
Sizes:	Minimum 10" x 10" Maximum 22" wide x 88" high. Order in any size in 1/8" increments.
Installation:	Attach to 5/8" glazing stop or face of steel or aluminum hollow metal frame using fasteners provided. Two Installation Choices - On Face of Sidelite Frame, or On Glazing Stop.



Installed on Sidelite Frame



Installed on Glazing Stop



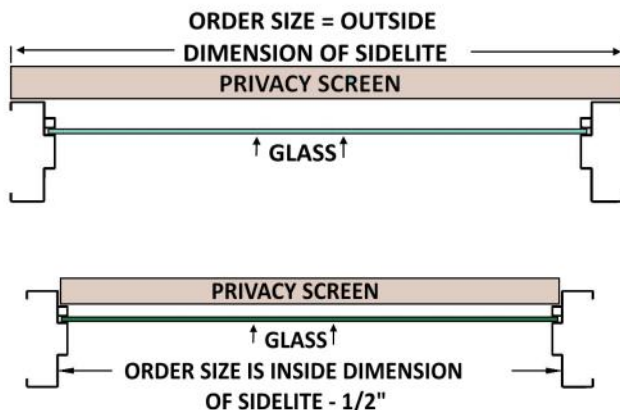
Install on Face of the Sidelite Frame:

Measure Outside Dimension of Sidelite on the Room Side

Install on Glazing Stop Within the Recess:

Measure Inside Dimension of Frame on Glazing Stops on Room Side. Deduct 1/2" on H and W to Assure Fit.

Push Button Releases Latch and Allows Screen to Retract into the Roller



ORDERING OPTIONS - COMPLETE THE FOLLOWING:

Maximum 22" wide x 88" high

FOR INSTALLATION ON THE GLAZING STOP IN THE RECESS- PROVIDE INSIDE DIMENSIONS _____" W _____" H

FOR INSTALLATION ON TOP OF THE SIDELITE FRAME - PROVIDE OUTSIDE DIMENSIONS OF FRAME TO BE COVERED: _____" W _____" H

Customer Signature Verifying Above Dimensions (Required): _____

	Distributor:	Width: _____ x Height: _____
	Architect:	Quantity:
	Contractor:	Model:
	Project:	Date: _____ Version: ALPDS1605
800-554-6077 QUOTES@ACTIVARCPG.COM ORDERS@ACTIVARCPG.COM SALES@ACTIVARCPG.COM Fax: 952-835-2218 VISIT WWW.ACTIVARCPG.COM FOR THE MOST UPDATED PRODUCT INFORMATION BEFORE ORDERING • © ACTIVAR CONSTRUCTION PRODUCTS GROUP, INC 2016 MFG: COMMERCE CA, BLOOMINGTON, MN • WAREHOUSES: LANCASTER PA, ATLANTA GA, CHICAGO IL, SEATTLE WA, FORT MYERS FL, DALLAS TX, FARGO ND, OMAHA NE		

Vision Lite with Hinged Privacy Door Cover - **New Product with VSL Slimline Frame!**
The Door is Held Securely in Place in Either Open or Closed Position with Magnets

SPECIFICATIONS:

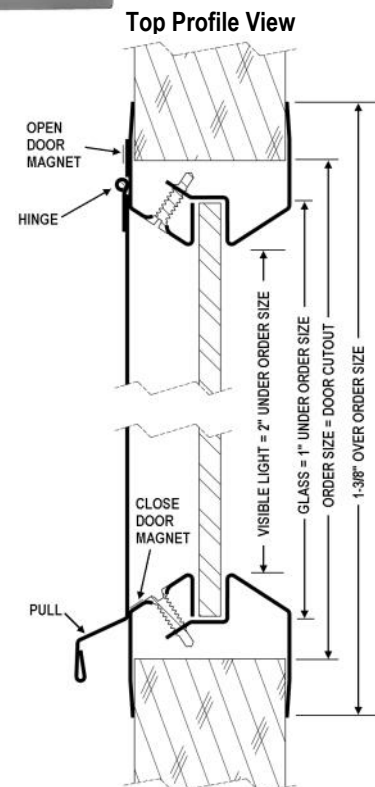
Material:	20 gauge CRS frame.
Construction:	1-1/4" trim with radius corners, mitered and welded. Continuous glass retainer, countersunk mounting holes in the bevel on non-corridor side. 20 gauge door on continuous hinges welded to vision lite. Angled door edge serves as pull. Can be used as side or top opening door. Specially-located magnets hold door securely in the closed and open positions.
Door:	For 1-3/4" door. Door cutout = order size.
Fasteners:	#8 x 1" flathead phillips SMS to match finish.
Powder Coat Finishes	____ (B) Mineral Bronze (standard color) ____ (G) Gray ____ (BK) Black ____ (FBK) Flat Black ____ (W) White ____ (SB) SC Beige ____ (SI) Silver ____ (R) Red ____ (S) Sand ____ (AB) AMS Beige Color Samples Online
Glass:	3/16"- 1/4" glazing to be ordered separately from Glazing Section of catalog. Visible light is 2" under rough opening size. <u>Glass size is 1" under order size.</u> Air Louvers Glazing to fit this Product: WS, TEMP or PPF.
Fire-Rating Listings:	This is not a fire-rated product.
Sizes:	Min Size 4" x 4", Max 12" x 35". Opening Size = Order Size



Qty	Model	Opening Size W x H
	PDVSL 1212B	12" x 12"
	PDVSL 0535B	5" x 35"
	PDVSL 0627B	6" x 27"
	PDVSL 0722B	7" x 22"
	PDVSL0832B	8" x 32"
Other Opening Size: ____" W x ____" H (see sizes above)		



OPTIONS AT ADDITIONAL COST:

Fasteners:	____ Torx ____ Hex head ____
PAK with Glazing:	PAK Option order this vision lite with glass & glazing tape applied: ____ WS ____ TEMP ____ PPF



VLF-Style Frame Model: VLFPCV (see submittal online)

Interpretation of Fire and Building Codes May Vary. Consult with the Local Authority Having Jurisdiction (AHJ) to determine appropriate standards.

 	Distributor:	Width: ____ x Height: ____
	Architect:	Quantity:
	Contractor:	Model:
	Project:	Date: ____ Version: ALPDS1605
800-554-6077 QUOTES@ACTIVARCPG.COM ORDERS@ACTIVARCPG.COM SALES@ACTIVARCPG.COM Fax: 952-835-2218 Visit WWW.ACTIVARCPG.COM FOR THE MOST UPDATED PRODUCT INFORMATION BEFORE ORDERING • © ACTIVAR CONSTRUCTION PRODUCTS GROUP, INC 2016 MFG: COMMERCE CA, BLOOMINGTON, MN • WAREHOUSES: LANCASTER PA, ATLANTA GA, CHICAGO IL, SEATTLE WA, FORT MYERS FL, DALLAS TX, FARGO ND, OMAHA NE		

VISION LITE WITH MINIBLIND: VSIGMB™ & VLFEZIGMB™

P5

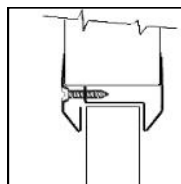
The Ideal Solution for Privacy - Low Profile Vision Lite With Integral Miniblinds Between the Insulated Glass
Choose an Attractive, Dust-free Miniblind that is Maintenance Free

SPECIFICATIONS:

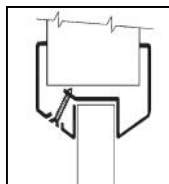
Material:	20 gauge CRS frame.
Construction:	<input type="checkbox"/> VSIGMB - Lowest Profile Beveled Vision Frame. 1-1/4" trim. <input type="checkbox"/> VLFEZIGMB - Beveled Vision Frame. 1-1/4" trim. See VSIG or VLFEZIG data page for complete information on these frames.
Glass:	1.0" sealed unit. 2 panes of 1/8" clear tempered glass. Glass Size is 1" Under Vision Lite Order Size. Blind frame is revealed 1/4" on left side, 1-1/4" on right side (controller side) and 1-1/4" on top. See photo at right.
Blinds:	White painted 5/8" aluminum blinds. Blinds tilt a full 180 degrees for light control and privacy. Privacy channels on both edges of blind.
Operator:	All Models Have Fingertip Raise, Lower and Tilt Control with a single operator.
Frame Finish:	<input type="checkbox"/> (B) Mineral Bronze <input type="checkbox"/> (G) Gray <input type="checkbox"/> (BK) Black <input type="checkbox"/> (FBK) Flat Black <input type="checkbox"/> (W) White <input type="checkbox"/> (SB) SC Beige <input type="checkbox"/> (SI) Silver <input type="checkbox"/> (R) Red <input type="checkbox"/> (S) Sand <input type="checkbox"/> (AB) AMS Beige Color Samples Online
Standard Sizes of Vision Lite to fit Above Glass:	Door cutout = order size. Glass IGU is 1" smaller than order size. <input type="checkbox"/> 9 x 37" <input type="checkbox"/> 9 x 65" <input type="checkbox"/> 15 x 65" <input type="checkbox"/> 21 x 37" <input type="checkbox"/> 21 x 65" <input type="checkbox"/> 23 x 37" <input type="checkbox"/> 23 x 49" <input type="checkbox"/> 23 x 65" <input type="checkbox"/> 23 x 81"



Standard Miniblind Corridor & Room Side



VSIG Profile



VLFEZIG Profile

OPTIONS AT ADDITIONAL COST:

Frame Material:	<input type="checkbox"/> (S) 20 Gauge Stainless Steel Vision Frame. #4 Finish.
Custom Sizes & Features:	Contact Customer Service for separate order form.
Blinds:	<input type="checkbox"/> Other Color Blinds.(Custom Order) <input type="checkbox"/> Cord, Wand or Knob Operator (Custom Order)




Single Magnet-Operated Controller For Raise/Lower & Tilt

Order Format Standard:

VSIGMB or VLFEZIGMB - W-S - H x W Color of Frame
 VISION LITE ORDER SIZE IS DOOR OPENING SIZE. GLASS IS 1" UNDER ORDER SIZE.

Example: VSIGMB-W-S-2264B

Interpretation of Fire and Building Codes May Vary. Consult with the Local Authority Having Jurisdiction (AHJ) to determine appropriate standards.

	Distributor:	Width: _____ x Height: _____
	Architect:	Quantity:
	Contractor:	Model:
	Project:	Date: _____ Version: ALPDS1605
800-554-6077 QUOTES@ACTIVARCPG.COM ORDERS@ACTIVARCPG.COM SALES@ACTIVARCPG.COM Fax: 952-835-2218 VISIT WWW.ACTIVARCPG.COM FOR THE MOST UPDATED PRODUCT INFORMATION BEFORE ORDERING • © ACTIVAR CONSTRUCTION PRODUCTS GROUP, INC 2016 MFG: COMMERCE CA, BLOOMINGTON, MN • WAREHOUSES: LANCASTER PA, ATLANTA GA, CHICAGO IL, SEATTLE WA, FORT MYERS FL, DALLAS TX, FARGO ND, OMAHA NE		

P6 PRIVACY GLAZED SECURE VISION PANEL BY VISTAMATIC®: VISTA

Adjust this Patented, Maintenance-Free Window for Obscure or Vision with the Turn of A Lever
Ideal for Hospitals and other Commercial Settings where Privacy is Desired

SPECIFICATIONS:



Construction:	The glazed secure vision panel by Vistamatic® is manufactured with 3 panes of glass sealed together as an insulated, dustproof unit. Optional glass thicknesses can produce a thicker unit. Each panel is made to order. No maintenance of panel needed.
Operation:	When operator is turned, the middle pane of glass is raised, aligning the obscure stripes so that viewing is permitted. When the operator is rotated back, the middle pane is lowered, stripes are offset, obscuring the view through the panel.
Glass:	11/16" sealed unit with multiple panes of 1/4" clear tempered glass. 1" obscuring stripes are 1" apart. Visible light is 1-1/4" under order size. Not fire-rated with tempered glass. _____ Etched Lines (Partially opaque see photo at right) _____ Color Vinyl Lines. (100% opaque) _____ Red _____ Black _____ White Note: larger sizes may require 2 operators with a center mullion to hide mechanism.
Lite Kit:	20 gauge CRS frame with mounting holes on non-corridor side and 1-3/8" face trim.
Powder Coat Finishes for Lite Kit:	_____ (B) Mineral Bronze (standard color) View Colors Online _____ (G) Gray _____ (BK) Black _____ (FBK) Flat Black _____ (W) White _____ (SB) SC Beige _____ (SI) Silver _____ (S) Sand _____ (AB) AMS Beige _____ (R) Red _____ (GH) Gray Hammertone
Standard Sizes - Order by Opening Size:	_____ 11 1/4" x 11 1/4" _____ 13 1/4" x 13 1/4" _____ 19 1/4" x 19 1/4" _____ 6 1/4" x 21 1/4" _____ 7 1/4" x 31 1/4" _____ 25 1/4" x 31 1/4" (Visible light is 1-1/4" under order size)
Operator:	3" Chrome-plated Handle. Bottom of handle operator will be 1/8" above the edge of the vision frame. Mounted at bottom of panel. Lifetime warranty.



Open Position Vinyl Lines
Shown with Ligature Free Knob



3" Chrome-plated Handle

OPTIONAL FEATURES AT ADDITIONAL COST:



Vista Slide

Vista-Slide™	_____ Panels slide side to side instead of up and down. Stripes of pattern are vertical instead of horizontal.
Full Length Panel	_____ Max-XL™ panel features adjustable top half and obscure bottom half.
VistaPort™	_____ Round vision panel with 15-3/4" visible light for 17" cutout. Call for pricing.
Glass:	_____ 1/4" Laminated Glass _____ 1/2" Laminated Glass _____ Other Vinyl Color _____ Other Tempered Glass. _____ 20 Minute Fire-Rated _____ 45 Minute Fire-Rated _____ Leadlined _____ Bullet -Resistant _____ Custom Graphic or Logo
Operator (Link):	_____ Ligature Free Knob (up to 18" x 18") _____ Locking Key Knob _____ Lig. & Key _____ Operator Both Sides of Panel: Select Type: _____
Other Sizes:	Custom sizes available. Call for quotation.



Closed Position
Etched Lines

Interpretation of Fire and Building Codes May Vary. Consult with the Local Authority Having Jurisdiction (AHJ) to determine appropriate standards.

 CONSTRUCTION PRODUCTS GROUP	Distributor:	Width: _____ x Height: _____
	Architect:	Quantity:
	Contractor:	Model:
	Project:	Date: _____ Version: ALPDS1605
800-554-6077 QUOTES@ACTIVARCPG.COM ORDERS@ACTIVARCPG.COM SALES@ACTIVARCPG.COM FAX: 952-835-2218 VISIT WWW.ACTIVARCPG.COM FOR THE MOST UPDATED PRODUCT INFORMATION BEFORE ORDERING • © ACTIVAR CONSTRUCTION PRODUCTS GROUP, INC 2016 MFG: COMMERCE CA, BLOOMINGTON, MN • WAREHOUSES: LANCASTER PA, ATLANTA GA, CHICAGO IL, SEATTLE WA, FORT MYERS FL, DALLAS TX, FARGO ND, OMAHA NE		