



5400CK Series

Grade 1 Cylindrical Knob Locks





Contents

Finishes..... 2

Introduction..... 3

How To Order 4

Functions..... 5

Trim Design..... 6




Cylinders 7

Latchbolts..... 8

Strikes 9

Specifications..... 10

Finishes

ANSI/BHMA Code Finish Description	
605 Bright Brass, Clear Coated	613E Dark Oxidized Satin Bronze - equivalent
	
630 Satin Stainless Steel	
	

Introduction



When demanding the highest standard of product performance in even the toughest industrial applications, look no further than the Yale® 5400CK Series Heavy-Duty Grade 1 cylindrical locksets.

Yale high-quality key-in-knob locksets offer the finest cylindrical lock mechanisms available. 5400CK Series locksets are assembled with superbly engineered components and constructed with high-grade materials for long-lasting reliability.


Manufactured for the industrial, commercial and institutional markets, 5400CK Series locksets feature security, dependability and versatility in attractive designs and finishes that fulfill all decorative requirements and blend with any architectural décor.

Internal parts are zinc dichromate plated for corrosion resistance

Heavy wrought knobs with steel liner for impact resistance

Multiple keying options

Stainless Steel 1/2" throw latchbolt



Features

- Constructed of heavy-gauge cold-rolled steel
- All parts zinc plated chromate for maximum corrosion resistance
- Recommended for use under normal climactic and environmental conditions

Applications and Listings

UL-cUL Listed for use on fire doors having a rating up to and including 3-hours.

Note: Any retrofit or other field modification to a fire rated opening can potentially impact the fire rating of the opening, and Yale Locks & Hardware makes no representations or warranties concerning what such impact may be in any specific situation. When retrofitting any portion of an existing fire rated opening, or specifying and installing a new fire-rated opening, please consult with a code specialist or local code official (Authority Having Jurisdiction) to ensure compliance with all applicable codes and ratings.

Door Thickness	Adjustable for doors 1-3/8" (35mm) to 2" (51mm). Factory preset to 1-3/4" (44mm)
Backset	2-3/4" (70mm) standard
Latchbolt	1/2" (13mm) throw, deadlocking or plain, supplied standard
Strike	1-1/4" (32mm) curved lip ANSI 497 supplied standard, T-Strike optional. All strikes available with optional lip lengths and wrought boxes.
Installation	ANSI/BHMA A156.115 (-W)
ANSI/BHMA	Certified ANSI/BHMA A156.2, Series 4000 Grade 1
Finishes	605, 613E, 630
Warranty	10 year



How To Order



From this outline select the Model Number for the Yale® 5400CK Series locksets you require.

Design	Function	Cylinder	Latch	Strike	Finish	Keying Level
See page 6	See page 5	See page 7	See page 8	See page 9	See page 2	Highest Keying Level: "Level One" - KA or KD "Level Two" - MK "Level Three" - GM "Level Four" - GGM

Ordering Example

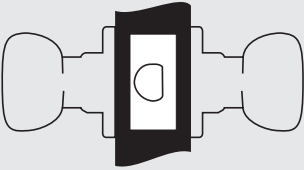
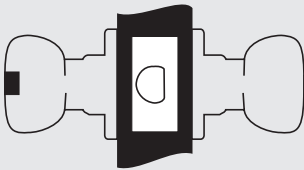
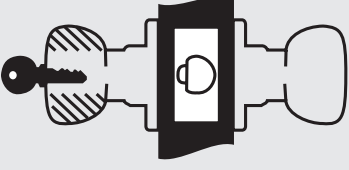
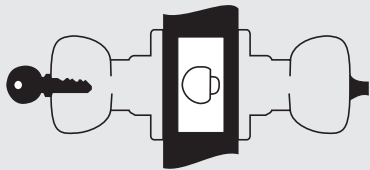
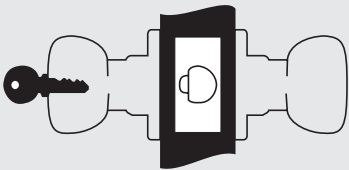
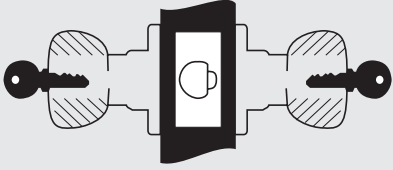
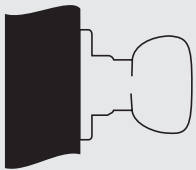
Quantity	Design	Function	Cylinder	Latch	Strike	Finish	Keying Level
100	CA	5407CK	1803-54K	694A	497	630	MK

Packaging

Each box has a strike, paper template, combination wood and machine screws and easy-to-follow instructions. Cylinder functions are supplied with two keys and furnished right hand unless otherwise specified. Each case contains spanner wrenches for use in installing locksets. There are ten unit cartons to a master carton or case.

Functions



5401CK (F75)	5402CK (F76A)	5405CK (F86)
Passage or Closet Latch <ul style="list-style-type: none"> For doors that do not require locking. Either knob operates latchbolt at all times.  <p>Outside Inside</p>	Privacy, Bedroom or Bath Lock <ul style="list-style-type: none"> For lavatory or other privacy doors. Either knob operates latchbolt unless outside knob is locked by push-button inside. Button automatically released when inside knob is turned or door is closed. A coin inserted and turned in emergency slot will unlock door from outside. Inside knob always active.  <p>Outside Inside</p>	Storeroom or Closet Lock <ul style="list-style-type: none"> For use on storeroom, utility, exit doors. Deadlocking latchbolt. Latchbolt operated by knob inside, key in outside knob. Outside knob always rigid. Inside knob always active.  <p>Outside Inside</p>
5407CK (F109)	5408CK (F84)	5430CK (F87)
Entry Lock <ul style="list-style-type: none"> For entrance, general home or office doors. Deadlocking latchbolt. Either knob operates latchbolt (except when outside knob is locked from inside). Pushing turn button in inside knob locks outside knob (automatically releases when inside knob is turned or key is rotated in locked outside knob). Outside knob may be retained in locked position by pushing and rotating turn button 90° clockwise to a horizontal position; not released until turn button is manually returned to the vertical position. Latchbolt is operated by key in outside knob or by rotating inside knob. Inside knob always active.  <p>Outside Inside</p>	Classroom Lock <ul style="list-style-type: none"> For classroom or utility room doors. Deadlocking latchbolt. Either knob operates latchbolt (except when outside knob is locked by key). Inside knob is always active. Key releases outside knob.  <p>Outside Inside</p>	Utility, Asylum or Institutional Lock <ul style="list-style-type: none"> Latchbolt operated by key in knob from either side. Deadlocking latchbolt. Both knobs always rigid.  <p>Outside Inside</p>
		5455CK
		Dummy Trim <ul style="list-style-type: none"> For non-operational knobs used for decorative trim.  <p>Outside Inside</p>

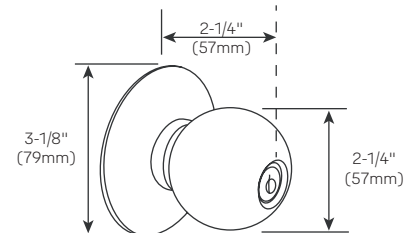
Trim Design



Carolina CA

Knob: Heavy wrought brass or stainless steel

Rose: Heavy wrought brass or stainless steel



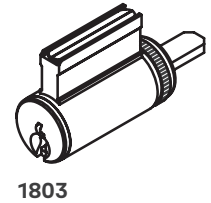
Cylinders



Cylinder Options

The following selection guide indicates the correct cylinder for each locking segment.

Lockset Series: 5400CK		Types of Cylinder Mechanisms					
		Conventional		Protected Keyway		Security	
Cylinder Types	Fixed Core	6-pin	7-pin	6-pin	7-pin	6-pin	7-pin
	Key-In-Knob	1803-54K	N/A	K403-54K	N/A	5803-54K	N/A
	Interchangeable Core						
	SFIC	A600	A600	K600	K600	N/A	N/A



Refer to Yale® KeyMark® and/or Cylinders and Keys Catalog sections for all details and how to order examples.

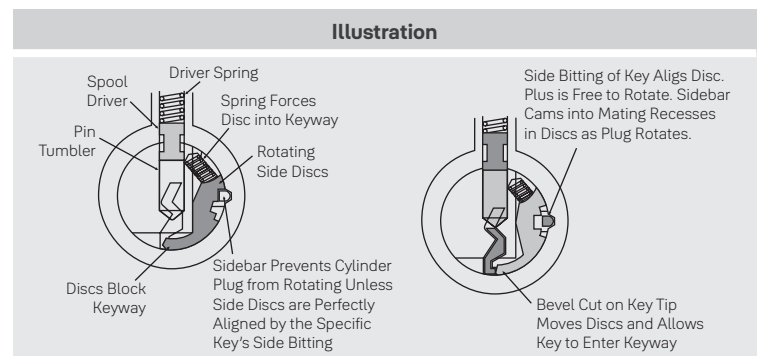
Yale® Keymark®

For those applications requiring protected key control, Yale® KeyMark® cylinders guard against unauthorized key duplication. The Yale KeyMark Security Leg® keyway feature increases resistance against picking and impressioning and can easily retrofit into existing systems. For further details and availability, refer to the separate Yale KeyMark catalog.

Security Cylinders

Security cylinders contain two independent locking mechanisms. The first is a traditional 6 or 7-pin tumbler mechanism with spool drivers for greatly increased picking resistance.

The second is an innovative 5-tumbler rotating disc mechanism with sidebar engagement. The rotating discs are spring loaded and block the bottom of the keyway.



Other Cylinder Options

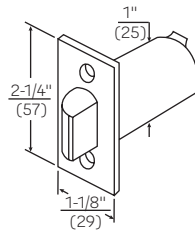
	Description	Model Number or Prefix	Number of Pins
	Best® Keyway Cylinder. Available keyed random, master keyed or uncombined. Specify keyway A, B, C, D, E, F, G, H, J, K, L or M.	A600	6 or 7
	Schlage® "C" Keyway. Available 0-bitted or keyed random.	2803-54K	6
	Corbin Russwin L4 Keyway Cylinder. Available keyed random.	3803-54K x L4	6
	Corbin 60 Keyway Cylinder. Available keyed random.	3803-54K x 60	6
	Russwin D1 Keyway Cylinder. Available keyed random.	3803-54K x D1	6
	Sargent® LA Keyway Cylinder. Available keyed random.	3803-54K x LA	6
	Schlage® E Keyway Cylinder. Available keyed random.	3803-54KL x E	6
	Knob accepting all SFIC.	B (i.e. B-CA)	6 or 7

Latchbolts



Plain Latchbolts

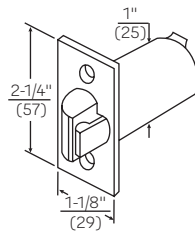
Model No. 693A supplied standard with all 5400CK series locksets without locking function. Standard plain latchbolt has a 2-1/4" (57mm) x 1-1/8" (29mm) universal front with a 2-3/4" (70mm) backset and a 1/2" (13mm) bolt throw.



Model No.	Front	Backset	Throw	Front Width	Latch Diameter
693A	Universal	2-3/4" (70mm)	1/2" (13mm)	1-1/8" (29mm)	1" (25mm)

Deadlocking Latchbolts

Deadlocking latchbolt Model No. 694A supplied standard with all 5400CK series locksets with locking function. Standard deadlocking latchbolt has a 2-1/4" (57mm) x 1-1/8" (29mm) universal front with a 2-3/4" (70mm) backset and a 1/2" (13mm) bolt throw.



Model No.	Front	Backset	Throw	Front Width	Latch Diameter
694A	Universal	2-3/4" (70mm)	1/2" (13mm)	1-1/8" (29mm)	1" (25mm)

Attaching Screws

(Not regularly supplied when latchbolts ordered separately).

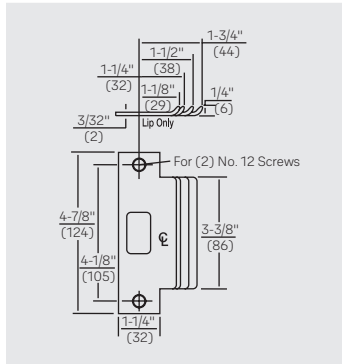
- **For all latchbolts**
#8-8-32 x 3/4" (19mm) Phillips flat head combination wood and machine screws
P/N 81-2022-0416*
- **Hollow Metal Doors**
#8 - 32 x 1" (25mm) Phillips flat head machine screw
P/N 81-0022-0420*
- **Screw Pack**
Includes the following:
2 each 5M-.8 x 31 Phillips Flat Machine Screws
2 each 6M x 20 Combination Screws
2 each 4M x 20 Combination Screws
P/N 14-5400-0608*

***Specify finish required.**

Strikes

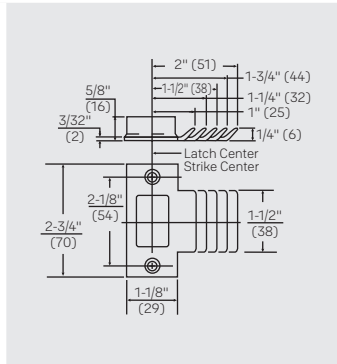


Yale® 5400CK locks are available with a variety of strike options. All strikes are located on the same vertical and horizontal center lines as the latchbolt. Some strikes are available in special lip lengths to accommodate varying thickness of doors and frames. To determine the proper length of the lip, measure from the center line of the strike to the edge of the jamb, accounting for any interfering trim (i.e. wood molding) and then add 1/4" (6mm) for curved lip. All strikes are reversible. Strikes are fabricated of either brass, bronze or stainless steel, depending on the lockset trim finish. When ordering strikes separately, specify the finish required.



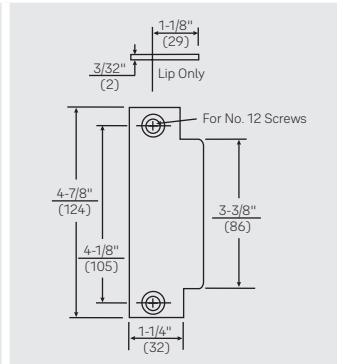
Model No. 497 ANSI Strike (Standard)

1-1/4" supplied standard. 1-1/8", 1-1/2", and 1-3/4" lip lengths available by separate order. For door and frames with ANSI/BHMA A156.115 preparations.



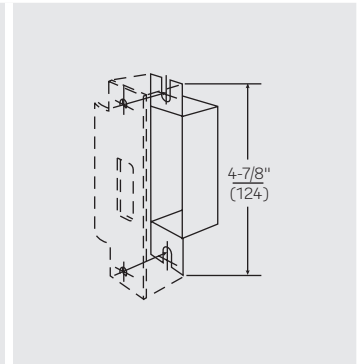
Model No. 371 T-Strike (Optional)

1-1/4" curved lip supplied standard. 1", 1-1/2", 1-3/4", and 2" curved lip lengths available by separate order. Wrought strike box supplied.



Model No. 497B Blank ANSI Strike (Optional)

Available to special order. Installed in frame with standard ANSI/BHMA A156.115 preparation to replace the strike when the lockset has been removed from the door.



Model No. 202 Strike Box for ANSI Strike (Optional)

Specify 497 x 202

Attaching Screws

(Not regularly supplied when strikes ordered separately).

For Model No. 371 strike

#8-8-32 x 3/4" (19mm) Phillips flat head combination wood and machine screw P/N-81-2012-0416.

For Model No. 497 strike and 497B plate

#12-12-24 x 1" (25mm) Phillips flat head combination wood and machine screw P/N-81-2012-0620.

Note: When ordering strike plates or attaching screws individually, specify the finish required; i.e. 497 x 202 x 630; #81-2012-0620 x 630.

Specifications



Sample Specification

All locksets shall be 5400CK Series Grade 1 cylindrical knob locksets as provided by Yale Locks & Hardware.

Lockset mechanisms are to be constructed of heavy-gauge cold-rolled steel, zinc plated chromate to protect against rust and corrosion. Locksets shall be adjustable to fit doors between 1-3/8" (35mm) to 2" (51mm) thick.

Locksets shall be reversible for either right hand or left hand doors and be easily installed with out the use of any special tools. They shall be installed in a 2-1/8" face bore and a 1" hole in the edge of the door.

Outside knob on keyed locksets shall be removable only when the designated key is in the cylinder.

Locksets shall have the capability of accepting 6-pin standard component cylinders, security cylinders and protected keyway cylinders to provide expansion capacity for large masterkey systems. Small format interchangeable core is also available.

Latchbolts shall be stainless steel and have a standard 1/2" throw.

Locksets shall carry a 10-year mechanical warranty.

Locksets shall comply with the following:

- UL/cUL up to and including 3 hours fire rating
- ANSI/BHMA A156.2 series 4000 Grade 1
- ANSI/BHMA A156.115 or A156.115-W preparation





Trusted every day

Phone

1-855-557-5078

Customer Service Email

customerservice.yale@assaabloy.com

Technical Product Support Email

techsupport.yale@assaabloy.com

Order Entry Email

orders.yaleus@assaabloy.com

Fax

1-800-338-0965

Website

www.yalecommercial.com

Contact Us

U.S.A.

Yale Locks & Hardware

Address: 225 Episcopal Road

Berlin, CT 06037-4004

Tel: 1-800-438-1951

Fax: 1-800-338-0965

yalecommercial.com

Canada:

ASSA ABLOY Door Security Solutions Canada

Address: 160 Four Valley Drive

Vaughan, Ontario L4K 4T9

Tel: 1-800-461-3007

Fax: 1-800-461-8989

assaabloydss.ca

International:

ASSA ABLOY Americas International

Tel: 1-905-821-7775

Fax: 1-905-821-1429

assaabloyai.com

THE YALE BRAND, with its unparalleled global reach and range of products, reassures more people in more countries than any other consumer locking solution.

THE ASSA ABLOY GROUP is the world's leading manufacturer and supplier of locking solutions, dedicated to satisfying end-user needs for security, safety and convenience.

Yale Commercial is a business associated with ASSA ABLOY Access and Egress Hardware Group, Inc., an ASSA ABLOY Group company. Copyright © 2015-2021, ASSA ABLOY Access and Egress Hardware Group, Inc. All rights reserved. Reproduction in whole or in part without the express written permission of ASSA ABLOY Access and Egress Hardware Group, Inc. is prohibited. Patent pending and/or patent www.assaabloydss.com/patents.