

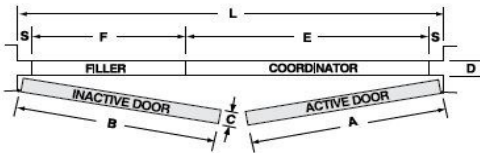


**TRADEMARK  
HARDWARE**

WORLD OF QUALITY HARDWARE

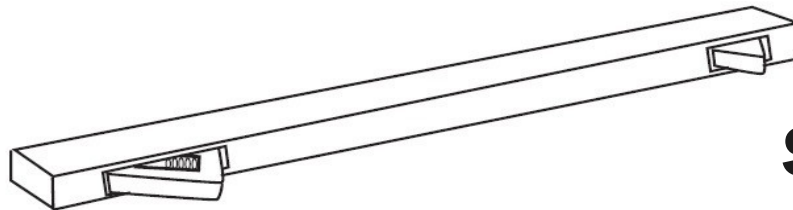
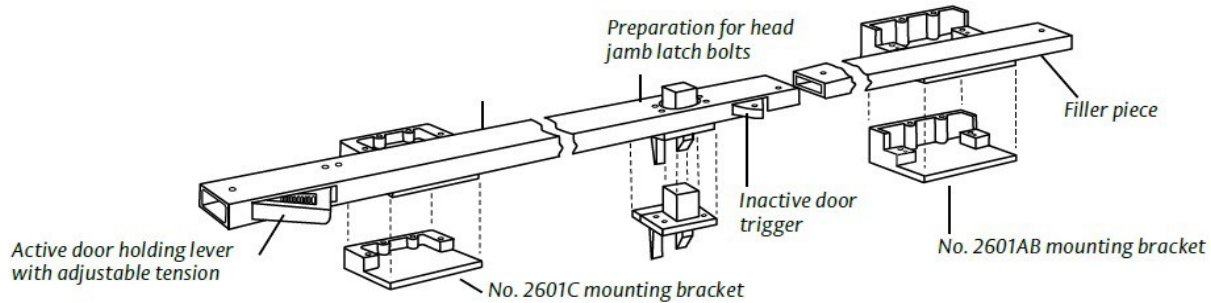
# PRODUCT SPECS

NOT TO SCALE

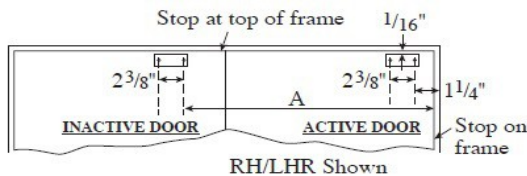


Fillers are usually supplied precut from the factory (filler bars shown on page E14).

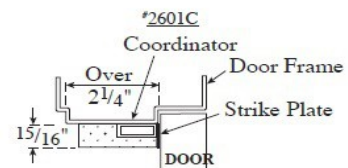
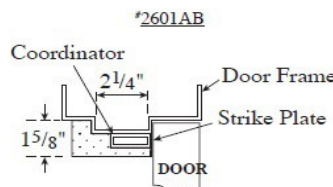
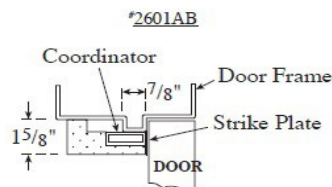
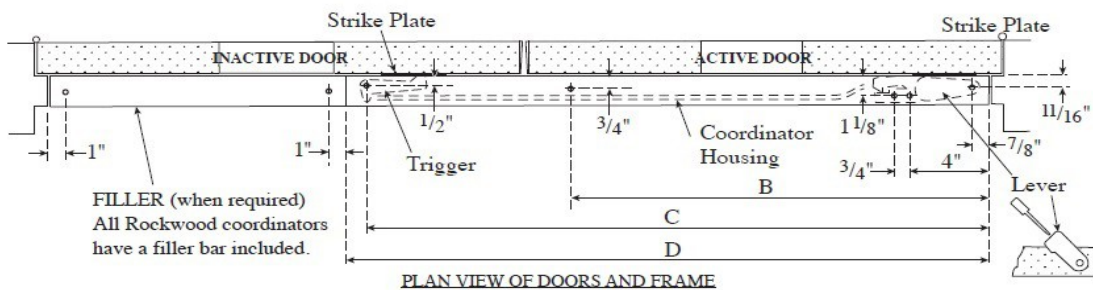
NOTE: If "S" dimension is other than 5/8" advise the factory.



**SKU: R2600**



Housing Length	A	B	C	D
32" (N1648)	27 1/2"	OMIT	31"	32"
42" (NX1648)	37 1/2"	OMIT	41"	42"
52" (1654-1696)	47 1/2"	26"	51"	52"
60" (L16108)	55 1/2"	26"	59"	60"



NOTE: Field adjustment of door closers is required after installation of coordinator to insure against doors closing too fast and changing coordinator mechanism. Field adjustment of coordinator override could be needed.

NOTE: INSTALL COORDINATOR BEFORE ANY OTHER HARDWARE, EXCEPT HINGES.



www.tmhardware.com



845-388-1300



845-388-1388



sales@tmhardware.com